



Market Operator's Performance Report

February 2020

Contents

Contents.....	2
Executive Summary.....	4
1 Joining and Terminating Parties and Units	5
1.1 Balancing Market	5
1.1 Termination of Participants.....	6
1.2 Suspension of Participants	6
2 Trading and Settlement Code Breaches	7
3 Balancing Market Settlements.....	8
3.1 Indicative and Initial Settlement Runs	8
3.2 Settlement Documents	9
3.3 M+4 and M+13 Resettlement	10
4 Financial Statistics.....	11
4.1 Cash Flow positions for Balancing Market, Capacity Market and Market Operator Charges.....	11
4.2 Financial Changes between Initial Settlement and Subsequent Reruns	12
5 Query Management.....	14
5.1 General Queries	14
5.2 Settlement Queries	14
5.3 Disputes.....	15
6 Imbalance Price.....	16
6.1 Imbalance Price	16
6.2 Exchange Rate	18
6.3 Imbalance Price Generation and Backup Price	18
7 Modifications	19
7.1 Balancing Market – Trading & Settlement Code Modification Management	19
7.2 Balancing Market - Modifications Process Development.....	19
8 Central Systems.....	21
8.1 System Releases	21
8.2 System Availability	21
8.3 Known Issues Report	21

8.4	Limited Communication Failure (LCF), General Communication Failure (GCF) and General System Failure (GSF).....	21
9	Appendix A: Trading and Settlement Code Breaches.....	22
10	Appendix B: Historical Settlement Information.....	25
11	Appendix C: Settlement Publication Timings.....	29
12	Appendix D: List of Queries by Type	31

Executive Summary

On 1 October 2018 the Integrated Single Electricity Market (I-SEM) went live and is now the enduring operational electricity market in Ireland and Northern Ireland.

This Single Electricity Market Operator's (SEMO) performance report covers the month of operation of February 2020 and is published in accordance with section B16.2 of the Trading and Settlement Code and the SEM Committee decision paper issued for the Legacy SEM market.

During the month of February 2020:

- There were 23 late publications of Indicative and Initial Settlement runs as per the Trading and Settlement Code timelines
- 7 out of 8 Settlement Documents issued on time
- There were 6 payment defaults by Participants
- There were 14 new units registered in the market, and 2 new parties joined the market
- There was 1 Credit default by Participants as per the Trading and Settlement code timelines
- 220 general queries were received and 249 general queries were resolved, with 89 in progress

SEMO welcomes all comments on the contents of this report. Comments should be sent preferably in email format to info@sem-o.com. The intention is for SEMO and the Regulatory Authorities to consult on the framework for reporting based on comments and feedback received and to implement any revisions where necessary.

1 Joining and Terminating Parties and Units

1.1 Balancing Market

The below Parties went effective in the Market between 01 February and 29 February 2020.

Party Name	Party ID	Effective Date
Dvalin ApS	PY_034084	19/02/2020
Derrysallagh Supply Limited	PY_000269	12/02/2020

Table 1 - Parties who joined the market in February 2020

The below units went effective in the Market between 01 February and 29 February 2020:

Party Name	Party ID	Participant ID	Unit ID	Effective Date
Statkraft Markets GmbH	PY_034046	PT_402540	GU_404000	05/02/2020
BRI Green Energy Ltd	PY_000068	PT_400062	GU_404210	05/02/2020
ABO Wind Supply Limited	PY_034086	PT_402570	SU_400347	05/02/2020
Derrysallagh Supply Limited	PY_000269	PT_400450	GU_403820	12/02/2020
Derrysallagh Supply Limited	PY_000269	PT_400450	SU_400344	12/02/2020
Ronaver Energy Ltd	PY_000194	PT_400460	GU_403000	12/02/2020
BRI Green Energy Ltd	PY_000068	PT_400062	GU_404290	19/02/2020
Power NI	PY_000035	PT_500028	GU_503790	19/02/2020
Power NI	PY_000035	PT_500028	GU_503800	19/02/2020
Power NI	PY_000035	PT_500028	GU_503810	19/02/2020
Power NI	PY_000035	PT_500028	GU_503820	19/02/2020
Dvalin ApS	PY_034084	PT_502521	AU_500114	19/02/2020
Energia Customer Solutions Limited	PY_000043	PT_400043	AU_400125	26/02/2020
Energia Customer Solutions Limited	PY_000043	PT_400043	AU_400126	26/02/2020

Table 2 – Registrations February 2020

The below unit de-registered from the Market between 01 February and 29 February 2020:

Party Name	Party ID	Participant ID	Unit ID	Effective Date
ESB	PY_000030	PT_400031	GU_400430	05/02/2020
Energia Customer Solutions NI Limited	PY_000042	PT_500028	GU_501570	19/02/2020
Energia Customer Solutions NI Limited	PY_000042	PT_500028	GU_501530	19/02/2020
Energia Customer Solutions NI Limited	PY_000042	PT_500028	GU_501540	19/02/2020
Energia Customer Solutions NI Limited	PY_000042	PT_500028	GU_501290	19/02/2020

Table 3 – De-Registrations February 2020

1.1 Termination of Participants

There were no terminating parties in February 2020.

1.2 Suspension of Participants

No Suspension Orders were issued by the Market Operator in February 2020.

2 Trading and Settlement Code Breaches

Breaches of the Trading and Settlement Code were noted in the following areas:

Trading and Settlement Code Breaches			
Area		Major	Minor
Data Providers		-	6
Market Participants	Clearing	6	-
	Credit Risk Management	1	-
Market Operator	Balancing Market Settlement	1	23
	Clearing	-	-
	Credit Risk Management	-	-
	Other	-	-
Total		8	29

Table 4 – Trading and Settlement Code Breaches

Further details of each of the Trading and Settlement Code breaches noted above are set out in **Appendix A**.

Key:

- Major Breach - late publishing of settlement documents, default notices issued for non-payment or similar.
- Minor Breach - deadlines not met, but no financial implication to Participants. This includes late posting of settlement runs.

3 Balancing Market Settlements

3.1 Indicative and Initial Settlement Runs

For Historical information please see Appendix B – Historical Settlement Information.

The following series of tables and graphs represents the publications of Indicative and Initial Settlement runs. Every working day SEMO is obliged to issue Indicative and Initial settlement run statements.

Settlement Runs completed 01/02/2020 - 29/02/2020		
	Indicative	Initial
On Time	13	22
Same Day Late	4	6
> 1 Day Late	12	1
Total runs	29	29

Table 5 - Settlement Runs completed 01/02/2020 - 29/02/2020

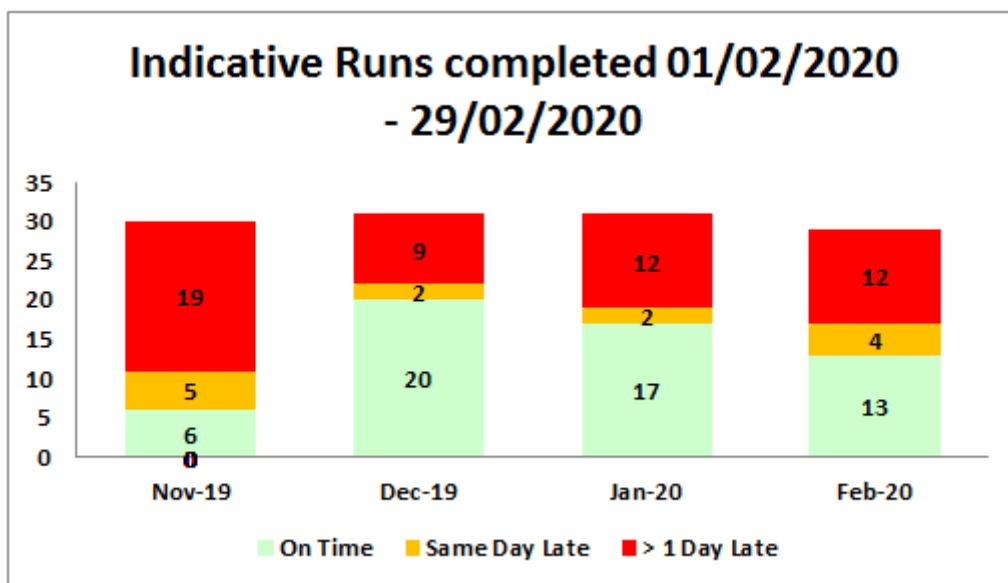


Figure 1 Indicative Settlement Runs Completed

Further details on publication times can be found in **Appendix C**

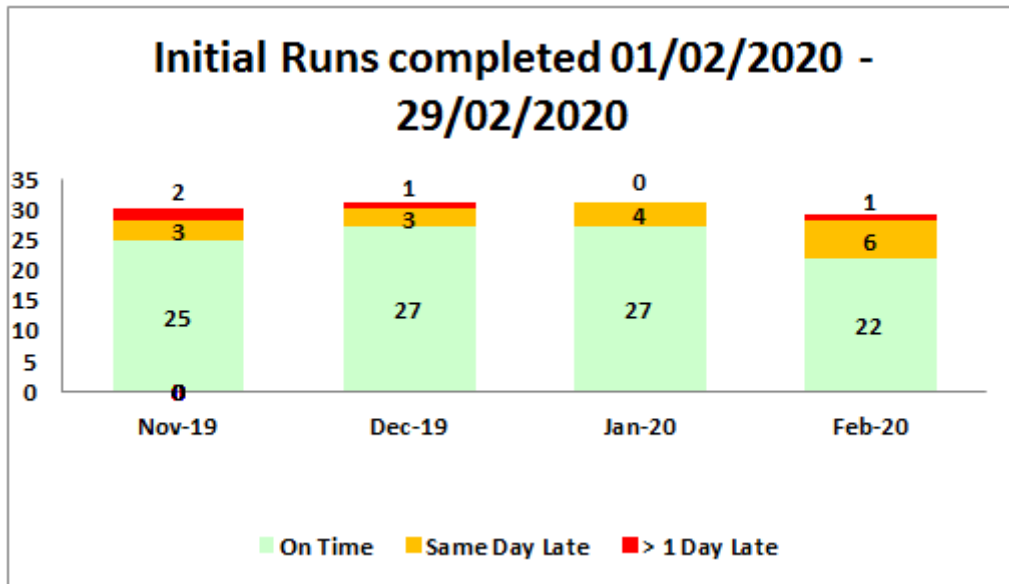


Figure 2 Initial Settlement Runs Completed

Further details on publication times can be found in **Appendix C**

3.2 Settlement Documents

The following table represents the publications of Initial Settlement Documents. SEMO is obliged to issue initial Settlement Documents 5 working days after the last day of the billing period.

Settlement Documents completed 01/02/2020 - 29/02/2020	
	No. of Weeks
On Time	7
Same Day Late	1
> 1 Day Late	0
Total runs	8*

Table 6 - Settlement Documents completed 01/02/2020 - 29/02/2020

*Up to 2 Settlement Documents issued per week due to KIR #6148

3.3 M+4 and M+13 Resettlement

M+4 Resettlement processing occurred on time for the month of February 2020 as scheduled in the Settlement Calendar.

M+13 Resettlement processing occurred on time for the month of February 2020 as scheduled in the Settlement Calendar.

4 Financial Statistics

4.1 Cash Flow positions for Balancing Market, Capacity Market and Market Operator Charges

The Balancing Market reflects actions taken by the TSOs to keep the system balanced, for example, for differences between the market schedule and actual system demand. It determines the imbalance settlement price for settlement of these balancing actions. This includes any uninstructed deviations from a participant's notified ex-ante position. All data displayed in this section displays Initial data from 01 February 2020 to 29 February 2020.

- Positive values indicate Payments were greater than Charges
- Negative values indicate Charges were greater than Payments
- All figures are in Euro

Balancing Market Cash Flow Position		
Component	Component Name	€ Payment/Charge
CDISCOUNT	Discount Payment	9,454,938
CPREMIUM	Premium Payment	12,074,724
CFC	Fixed Cost Payment or Charge	2,233,120
CIMB	Imbalance Payment or Charge	3,050,944
CAOOPO	Offer Price Only Accepted Offer Payment or Charge	-53,599
CCURL	Curtailment Payment or Charge	-269,762
CABBPO	Bid Price Only Accepted Bid Payment or Charge	15,762
CTEST	Testing Charge	-1,284
CDIFFCWD	Within-day Difference Charge	-32,928
CCA	Currency Adjustment Charge	-42,972
CUNIMB	Uninstructed Imbalance Charge	-276,002
CSOCDIFFP	Difference Payment Socialisation Charge	-312,321
CREV	Residual Error Volume Charge	-2,015,852
CIMP	Imperfections Charge	-29,864,706
Total		-6,039,938

Table 7 - Balancing Market Cash Flow Position

The Capacity Market is designed to help ensure that the generation capacity in Ireland and Northern Ireland (including Storage, Demand Side Units and Interconnector capacity) is sufficient to meet demand and that the regulatory approved generation adequacy standard is satisfied.

Capacity Market Cash Flow Position		
Component	Component Name	€ Payment/Charge
CCP	Fixed Market Operator Charge Generator Units	27,254,376
CCC	Fixed Market Operator Charge Supplier Units	-28,392,776
Total		-1,138,399

Table 8 - Capacity Market Cash Flow Position

Market Operator charges are used to recover the costs of administering the market.

Market Operator Charges		
Component	Component Name	€ Payment/Charge
CMOAU	Fixed Market Operator Charge Generator Units	-58,867
CMOAV	Fixed Market Operator Charge Supplier Units	-1,540
CVMO	Variable Market Operator Charge	-1,114,183
Total		-1,174,591

Table 9 - Market Operator Charges

4.2 Financial Changes between Initial Settlement and Subsequent Reruns

During the month of February 2020:

- M+4 Resettlement has been completed for Settlement Dates 09/06/2019 to 03/08/2019
- M+13 Resettlement has been completed for Settlement Dates 16/12/2018 to 12/01/2019

The tables below display the differences between the previous settlement run and the most recent resettlement run (either M+4 or M+13). The differences are then rolled up to the component charge level and combined for both M+4 and M+13.

Balancing Market Resettlement	
Component	Difference
CPREMIUM	€414,588
CFC	-€1,503,686
CDIFFCNP	€0
CDIFFPIMB	€0
CABBPO	-€2,012
CTEST	€0
CCA	€328
CCURL	-€12,694
CSOCDIFFP	€2,219
CREV	€23,255
CUNIMB	€131,758
CIMP	€114,555
CAOOPO	-€160,525
CDIFFCWD	€219
CDISCOUNT	€150,387
CIMB	€192,906
Total	-€648,702

Table 10 - Balancing Market Resettlement

Capacity Market Resettlement	
Component	Difference
CCP	-€37,273
CCC	€96,486
Total	€59,214

Table 11 - Capacity Market Resettlement

Market Operator Charges Resettlement	
Component	Difference
CMOAV	€0
CMOAU	€0
CVMO	€10,929
Total	€10,929

Table 12 - Market Operator Charges Resettlement

Financial Statistics Disclaimer: the above information represents settlement data aggregated during the month in assessment, which may be different to the accounting data audited post settlement period.

5 Query Management

5.1 General Queries

The statistics presented in Table 12 - Helpdesk Query Statistics cover the month of February 2020.

Received	Resolved	Open
220	249	89

Table 13 – Helpdesk Query Statistics

The average resolution time for queries in February 2020 was 14.5 working days.

Definitions

- Resolved refers to queries resolved within February 2020, and includes queries raised before this time.
- Resolution Time (Working Days) refers to average time to resolve, in working days for this category of query. It is calculated based on all queries for the category, not just February 2020.
- Open refers to queries raised but not resolved as of 29th of February 2020.

5.2 Settlement Queries

There were 15 Formal Settlement queries raised in February 2020.

4 have been upheld, 11 are unresolved at this time and are currently under investigation.

Topic (upheld Queries)	Number of Queries
CDISCOUNT	2
CFC	4
CIMB	2
CSUR	1
CUNIMB	5
QABTOSO	1

Table 14 – Upheld Settlement Queries by Topic

Further Details on Settlement queries that have been upheld can be found in **Appendix D**.

A full list of all unresolved Settlement queries raised in February 2020 can be found in **Appendix D**.

5.3 Disputes

No new Disputes have been raised in the month of February 2020.

6 Imbalance Price

6.1 Imbalance Price

There are two types of Imbalance Price referred to in this section; the Imbalance Price which is the price associated with a 5 Minute Imbalance Pricing Period; and secondly, an Imbalance Settlement Price which is calculated as the average of six 5 Minute Imbalance Prices for a corresponding 30 minute Imbalance Settlement Period.

Figure 3 below shows the Imbalance Settlement Prices for February 2020. All system calculated Imbalance Settlement Prices are published on this graph; both the Market Back Up Price and the 30 minute average of the Imbalance Price. The average Imbalance Settlement Price for February was €35.71.

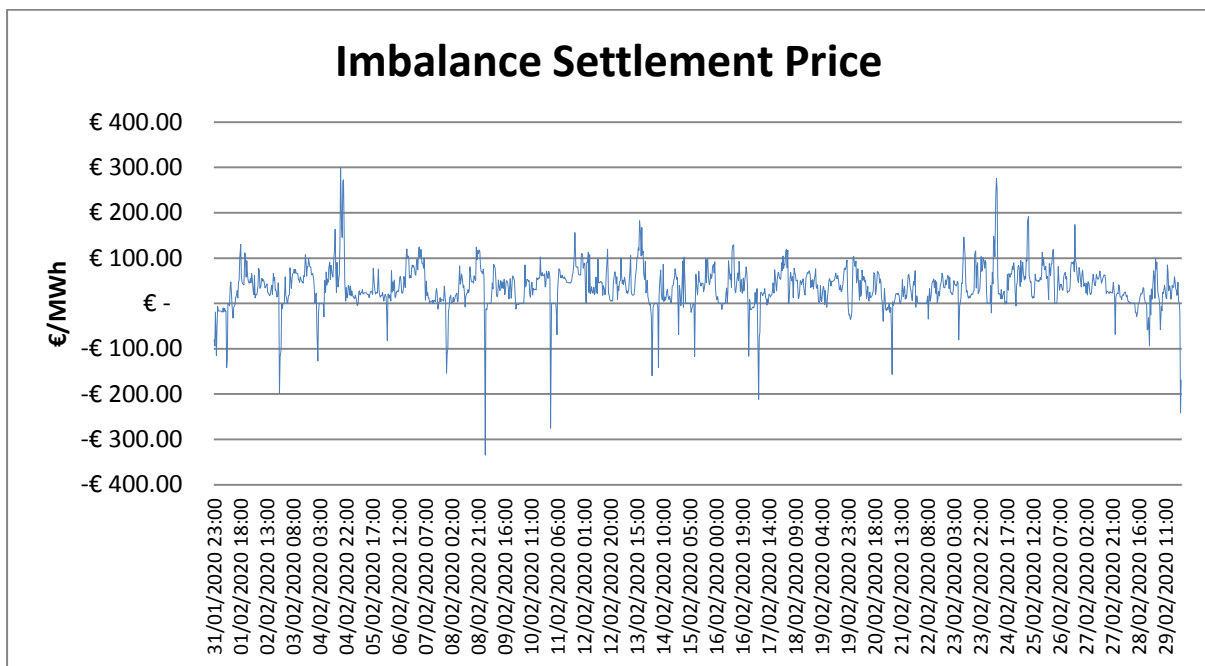


Figure 3 – Imbalance Settlement Price

Figure 4 below shows the Quantity Weighted Ex-Ante Price as a comparator to the Imbalance Settlement Price. The Quantity Weighted Ex-Ante Price is the value used by SEMO as the Market Back Up Price, should the Market Operator not be able to calculate an Imbalance Settlement Price; based on the average of the six 5 Minute Imbalance Prices for a given Imbalance Settlement Period.

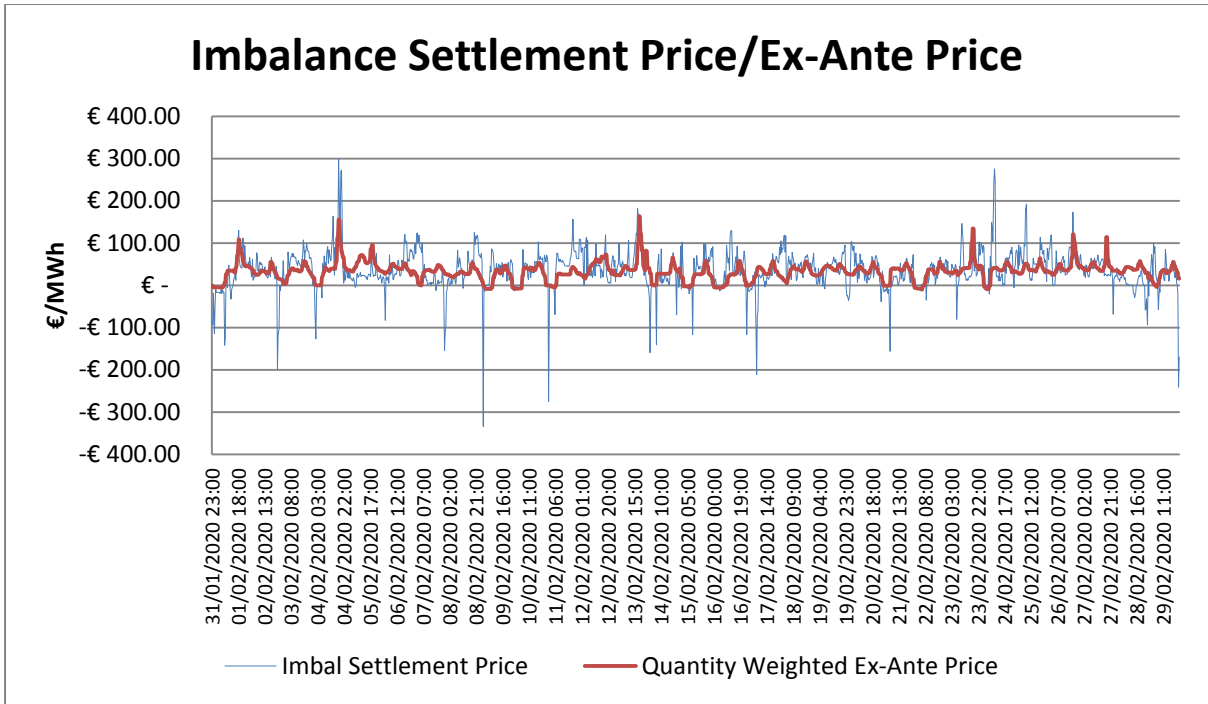


Figure 4 –Imbalance Settlement Price & Quantity Weighted Ex-Ante Price Comparison

Figure 5 below highlights the monthly Highest, Lowest and Average half-hour Imbalance Prices for the period February 2020.

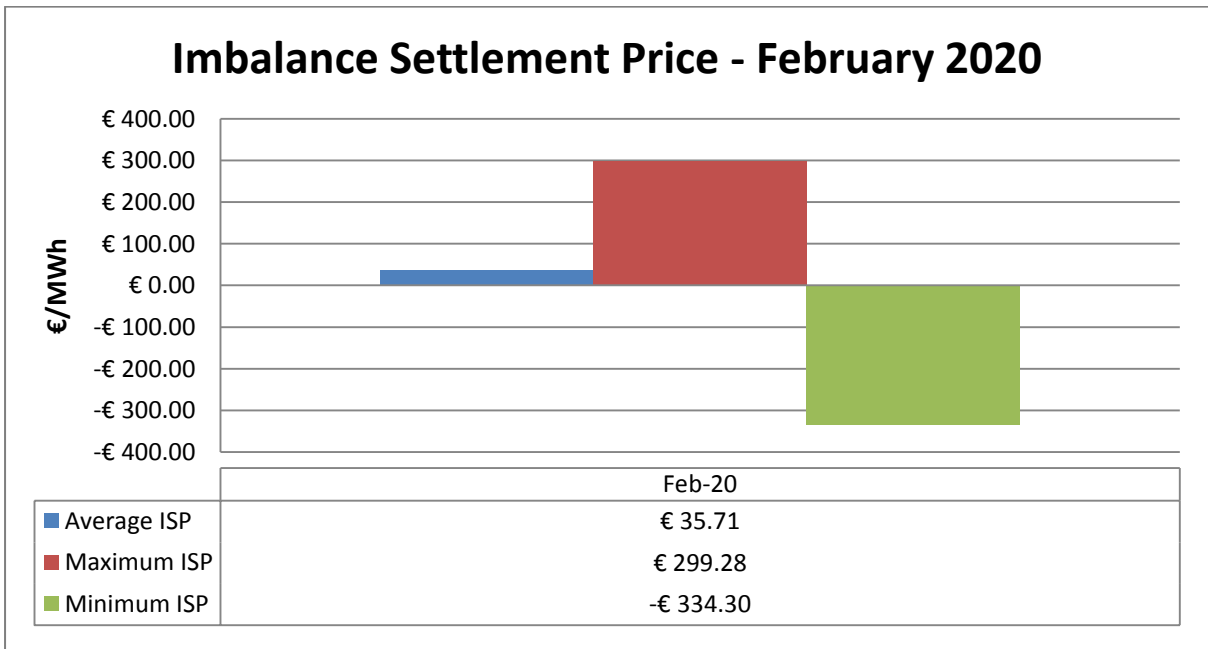


Figure 5 –Highest, Lowest and Average Imbalance Prices

6.2 Exchange Rate

The SEM is a dual currency market, Units based in Northern Ireland submit their Offer Data in GBP. All GBP Offer Data is converted to EUR as part of the Balancing Market price setting process. The GBP to EUR exchange rate is captured below in **Figure 6**.

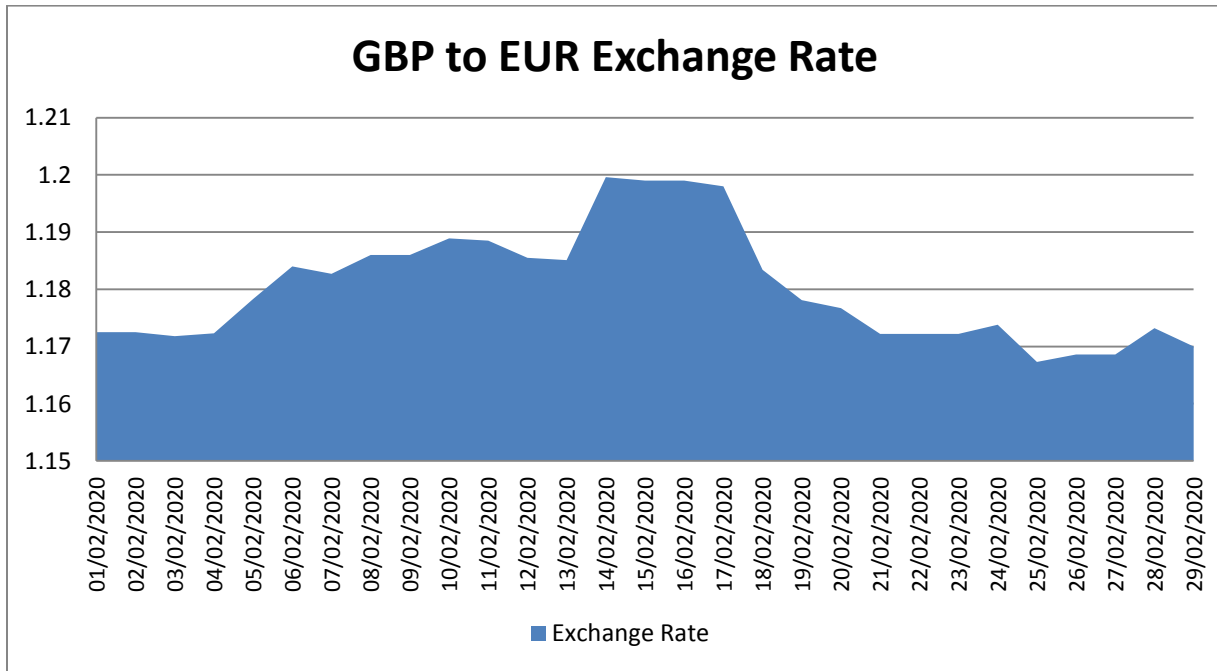


Figure 6 –GBP to EUR Exchange Rate

6.3 Imbalance Price Generation and Backup Price

The Market Back Up Price is calculated and published automatically by the Market Systems in the event that one or more 5 minute Imbalance Prices have not been calculated for an Imbalance Settlement Period. During this calendar Month there were 2 Market Back Up Prices published; as a result 4 missed Imbalance Prices¹.

¹ If one or more five minute Imbalance Prices are not published in one Imbalance Settlement Period, then the Market Back up Price is used as the corresponding Imbalance Settlement Price.

7 Modifications

7.1 Balancing Market – Trading & Settlement Code Modification Management

The tables that follow give an overview of the activity that has taken place between 1st February 2020 and 29th February 2020. Table 15 shows the dates and number of Modifications Committee Meetings and Working Groups that took place over this period.

Meeting	Date	Location
Modifications Committee Meeting 97	20 th February 2020	Belfast
Mod_14_19 Working Group 2	20 th February 2020	Belfast

Table 15: Balancing Market: Trading & Settlement Code Modifications Committee Meetings

At the Modifications Committee Meeting, decisions are made with regard to progressing various Modification Proposals. Table 16 gives an outline of the amount of activity that has taken place over this period.

Modification Proposal Activity	Total
Raised	2
Alternative Versions raised	0
Withdrawn	0
Deferred	4
Extension Granted	0
Recommended for Approval	1
Recommended for Rejection	0
Further Work Required	0
RA Decision Approved	10
RA Decision Rejected	0

Table 16 - Modification Proposal Activity

7.2 Balancing Market - Modifications Process Development

Modification Proposals were considered at bimonthly Modifications Committee Meetings alternating between Belfast and Dublin or conference call where applicable (see Table 15).

Full details of all modifications progressed during the year are available in the [Balancing Market Modifications section](#) of the SEMO website.

Recommended for Approval

- Mod_02_20 Housekeeping Feb 2020

RA Decision Approved

- Mod_03_19 V2 – Amended application of the market back up price if an imbalance price fails to calculate
- Mod_18_19 – Clarification to apply recoverable start-up costs to DSUs
- Mod_20_19 – Changing day-ahead difference quantity to day-ahead trade quantity in within-day difference charge calculations
- Mod_16_19 – Codification of TSO FNDDS methodology and system service flag for DSU settlement
- Mod_19_19 – Determining use of complex commercial offer data in settlement when required information is not available
- Mod_24_19 – Amendments to unsecured bad debt and suspension provisions related to supplier of last resort
- Mod_17_19 V2 – DSU state aid compliance interim approach
- Mod_21_19 – Loss adjustment factor application for interconnectors
- Mod_22_19 – Correction of QUNDELOTOL calculations to convert TOLUG and TOLOG to MWh
- Mod_23_19 - Modification to allow the Market Operator to seek relief from an obligation under Section E.3 of the TSC in exceptional circumstances (until 1 January 2021)

8 Central Systems

8.1 System Releases

There were no releases in February.

8.2 System Availability

The table below gives the system availability values for the month of February 2020.

System / Application	Annual Availability %
Settlements (CSB)	100
MI	100
MA	100
Reporting	100
Website	100
Average System Availability	100

Table 17 - Monthly Availability

8.3 Known Issues Report

For details regarding system errors please refer to the latest Known Issues Report published on the [SEMO](#) website.

8.4 Limited Communication Failure (LCF), General Communication Failure (GCF) and General System Failure (GSF)

There were no LCFs during the month of February 2020.

There were no GCFs during the month of February 2020.

There were no GSFs during the month of February 2020.

9 Appendix A: Trading and Settlement Code Breaches

Meter Data Provider Breaches

Ops Date Identified	Run Type	Issue	MDP Provider	Issue Type	Description	T&SC Breach	Status
01/02/2020	D+1	Timing	MRSO	File submission of metering data	Delay of 138 mins	Minor	Closed
02/02/2020	D+1	Timing	MRSO	File submission of metering data	Delay of 142 mins	Minor	Closed
05/02/2020	D+1	Timing	MRSO	File submission of metering data	Delay of 16 mins	Minor	Closed
06/02/2020	D+1	Timing	MRSO	File submission of metering data	Delay of 47 mins	Minor	Closed
18/02/2020	D+1	Timing	EirGrid	File submission of metering data	Delay of 49 mins	Minor	Closed
02/02/2020	D+4	Timing	MRSO	File submission of metering data	Delay of 1 Business day	Minor	Closed

Table 18 - Meter data provider breaches

Market Participant Breaches

PT name	Invoiced period	Market	Default issued due to	Default letter issued	T & SC Breach	Status
Arden Energy Limited	WK_4_2020	BMCRM	Timing	Yes	Major	Closed
IBERDROLA IRELAND LIMITED	WK_4_2020	BMCRM	Timing	Yes	Major	Closed
Megawatts Power Trading Limited	BMCRM RS_06.07.20	BMCRM	Timing	Yes	Major	Closed
Just Energy (Ireland) Limited	BMCRM RS_06.07.20	BMCRM	Timing	Yes	Major	Closed
Gruig Wind Farm Limited	BMCRM RS_06.07.20	BMCRM	Timing	Yes	Major	Closed
BRI Green Energy Limited	RS_20072019	BMCRM	Timing	Yes	Major	Closed

Table 19 - Clearing Default Notices

Ops Date identified	PT Name	Issue Type	Default Letter Sent	Cause	Resolution	Closed	T & SC Breach
14/02/2020	Arden Energy	Credit	Yes	CCIN was not resolved within the T&S Code timeframes	Payment into Collateral	17/02/2020	Major

Table 20 - Credit Default Notices

Market Operator Breaches

Ops Date Identified	Periods affected	Run Type	Quality or Timing	Party	Issue Type	Description	Cause	Resolution	T&SC Breach	Status
7th - 9th, 29th	4	Indicative	Timing	SEMO	DAM Trades	Indicative runs were published late after target day due to a delay with processing DAM data	Day ahead trades for the 7th and 28th required manual upload which delayed subsequent	Day ahead trades successfully imported allowing indicative settlements to be completed	Minor	Closed
1st, 2nd, 6th	3	Indicative	Timing	SEMO	Late MDP data	Indicative runs were published late after target day due to a delay with MDP data	Metered data from MRSO provided late	Meter data from MRSO received and indicatives completed	Minor	Closed
14th, 15th, 19th, 23rd	4	Indicative	Timing	SEMO	Settlements Data processing timelines	Indicative runs were published late on target day due to an overrun of processing time required for settlement run	Indicative process delayed due to completion time required for other processes running in parallel	Scheduling of competing settlement processes to be monitored and adjusted as required.	Minor	Closed
16th	1	Indicative	Timing	SEMO	Settlements Data processing timelines	Indicative runs were published late after target day due to an overrun of processing time required for settlement run	Indicative process delayed due to completion time required for other processes running in parallel	Scheduling of competing settlement processes to be monitored and adjusted as required.	Minor	Closed
4th, 5th	2	Indicative	Timing	SEMO	Registration	Initial run was published late after target day due to	Registration issue, further investigation needed.	Registration process to be monitored, ticket raised.	Minor	Closed
20th	1	Indicative	Timing	SEMO	Late MDP data	Indicative runs were published late after target day due to a delay with MDP data	Actual availability data from EirGrid TSO provided late	Actual availability data from EirGrid TSO received and indicatives completed	Minor	Closed
26th	1	Indicative	Timing	SEMO	CIM Upload	Indicative runs were published late after target day due to a delay with CIM upload outage timing.	CIM Upload did not complete until late	CIM uploaded and indicatives completed	Minor	Closed

Table 21 – Delays to Indicative Settlement

Ops Date Identified	Periods affected	Run Type	Quality or Timing	Party	Issue Type	Description	Cause	Resolution	T&SC Breach	Status
2nd	1	Initial	Timing	SEMO	Late MDP Data	Initial runs were published late on target day due to late MDP Data	Metered data from MRSO provided late	Meter data from MRSO received and indicatives completed	Minor	Closed
9th, 16th	2	Initial	Timing	SEMO	Cashflow Analysis Review	Initial runs were published late on target day due to late MDP Data	Metered data from MRSO provided late	Meter data from MRSO received and indicatives completed	Minor	Closed
18th	1	Initial	Timing	SEMO	De-Registration & Re-Registration issue	Initial runs were published late on target day due to de-reg, re-reg issue	De-Registration & Re-Registration issue	Correct registration data received from registration team allowing initial processing to continue	Minor	Closed
14th, 15th	2	Initial	Timing	SEMO	SONI - MDP Data	Initial runs were published late on target date due to an issue with NI DI Data	On going impact of seeing large CUNIMB for units due to QD being set to LOCL DI rather than the availability.	Corrected Data received from MDP allowing initial processing to continue.	Minor	Closed
13th	1	Initial	Timing	SEMO	SONI - MDP Data	Initial runs were published late after target date due to an issue with NI DI Data	On going impact of seeing large CUNIMB for units due to QD being set to LOCL DI rather than the availability.	Corrected Data received from MDP allowing initial processing to continue.	Minor	Closed

Table 22 – Delays to Initial Settlement

Ops Date Identified	Periods affected	Run Type	Quality or Timing	Party	Issue Type	Description	Cause	Resolution	T&SC Breach	Status
09/02/2020 - 15/02/2020	1	Settlement Documents	Timing	SEMO	Settlements Data processing timelines	Settlement Documents for the billing period of 09/02/2020-15/02/2020 were published late on the the 21/02/2020	Known issues report KIR IDs 6148 & 155031 impacted Settlement Document publication timelines	Settlement Documents for the billing period of 09/02/2020-15/02/2020 were published late at 2.39pm on the 21/02/2020. Payments in and out dates were adjusted by one business day to	Major	Closed

Table 23 – Delays to Settlement Documents

10 Appendix B: Historical Settlement Information

Settlements : July 2019 data key process updates						
Settlement Dates	Run Category	Run Type	Runs to complete	On Time	Delayed – Same Day publication	Delayed > 1 Day
1 st – 31 st	Settlements	Indicative	31	17	4	10
1 st – 31 st	Settlements	Initial	31	29	2	-
Sep 30 th 2018 – Oct 27 th 2018	M+4 Resettlement	Weekly	28	28	-	-
1 st – 31 st	Credit Reports	Daily	66	66	-	-
1 st – 31 st	Payments In	Weekly	4	4	-	-
1 st – 31 st	Payments Out	Weekly	4	4	-	-
1 st -31 st	Settlement Documents	Weekly	4	4	-	-

Figure 7 - Settlement Information July 2019

Settlements : August 2019 data key process updates						
Settlement Dates	Run Category	Run Type	Runs to complete	On Time	Delayed – Same Day publication	Delayed > 1 Day
1 st – 31 st	Settlements	Indicative	31	19	3	8
1 st – 31 st	Settlements	Initial	31	28	3	-
Oct 28 th 2018 – Dec 1 st 2018	M+4 Resettlement	Weekly	28	28	-	-
1 st – 31 st	Credit Reports	Daily	66	66	-	-
1 st – 31 st	Payments In	Weekly	4	4	-	-
1 st – 31 st	Payments Out	Weekly	4	4	-	-
1 st – 31 st	Settlement Documents	Weekly	4	4	-	-

Figure 8 - Settlement Information August 2019

Settlements : Sep 2019 data process updates

Settlement Dates	Run Category	Run Type	Runs to complete	On Time	Delayed – Same Day publication	Delayed > 1 Day
1 st – 30 th	Settlements	Indicative	30	10	9	11
1 st – 30 th	Settlements	Initial	30	17	6	7
Dec 2 nd 2018 – Dec 29 th 2018	M+4 Resettlement	Weekly	28	28	-	-
1 st – 30 th	Credit Reports	Daily	66	66	-	-
1 st – 30 th	Payments In	Weekly	4	4	-	-
1 st – 30 th	Payments Out	Weekly	4	4	-	-
Aug 25 th – Sep 21 st	Settlement Documents	Weekly	4	1	2	1

Figure 9 - Settlement Information September 2019

Settlements : Oct 2019 data process updates

Settlement Dates	Run Category	Run Type	Runs to complete	On Time	Delayed – Same Day publication	Delayed > 1 Day
1 st – 31 st	Settlements	Indicative	31	12	-	19
1 st – 31 st	Settlements	Initial	31	18	4	9
6 th Jan 2019 – 2 nd Feb 2019	M+4 Resettlement	Weekly	28	28	-	-
1 st – 31 st	Credit Reports	Daily	66	66	-	-
1 st – 31 st	Payments In	Weekly	4	3	-	-
1 st – 31 st	Payments Out	Weekly	4	4	-	-
Sep 22 nd – Oct 19 th	Settlement Documents	Weekly	4	3	-	1

Figure 10 - Settlement Information October 2019

Settlements : Nov 2019 data process updates

Settlement Dates	Run Category	Run Type	Runs to complete	On Time	Delayed – Same Day publication	Delayed > 1 Day
1 st – 30 th	Settlements	Indicative	30	6	5	19
1 st – 30 th	Settlements	Initial	30	25	3	2
3 rd Feb 2019 – 9 th Mar	M+4 Resettlement	Weekly	28	28	-	-
30 th Sep – 19 th Oct 2018	M+13 Resettlement	Weekly	28	28	-	-
1 st – 30 th	Credit Reports	Daily	66	66	-	-
1 st – 30 th	Payments In	Weekly	4	4	-	-
1 st – 30 th	Payments Out	Weekly	4	4	-	-
Oct 20 th – Nov 23 rd	Settlement Documents	Weekly	4	4	-	-

Figure 11 - Settlement Information November 2019

Settlements : Dec 2019 data process updates

Settlement Dates	Run Category	Run Type	Runs to complete	On Time	Delayed – Same Day publication	Delayed > 1 Day
1 st – 31 st	Settlements	Indicative	31	20	2	9
1 st – 31 st	Settlements	Initial	31	27	3	1
10 th Mar – 30 th Mar	M+4 Resettlement	Weekly	21	21	-	-
21 st Oct 2018 – 11 th Nov 2018	M+13 Resettlement	Weekly	21	14	-	1
1 st – 31 st	Credit Reports	Daily	46	45	-	1
1 st – 31 st	Payments In	Weekly	4	4	-	-
1 st – 31 st	Payments Out	Weekly	4	4	-	-
Nov 24 th – Dec 14 th	Settlement Documents	Weekly	3	3	-	-

Figure 12 - Settlement Information December 2019

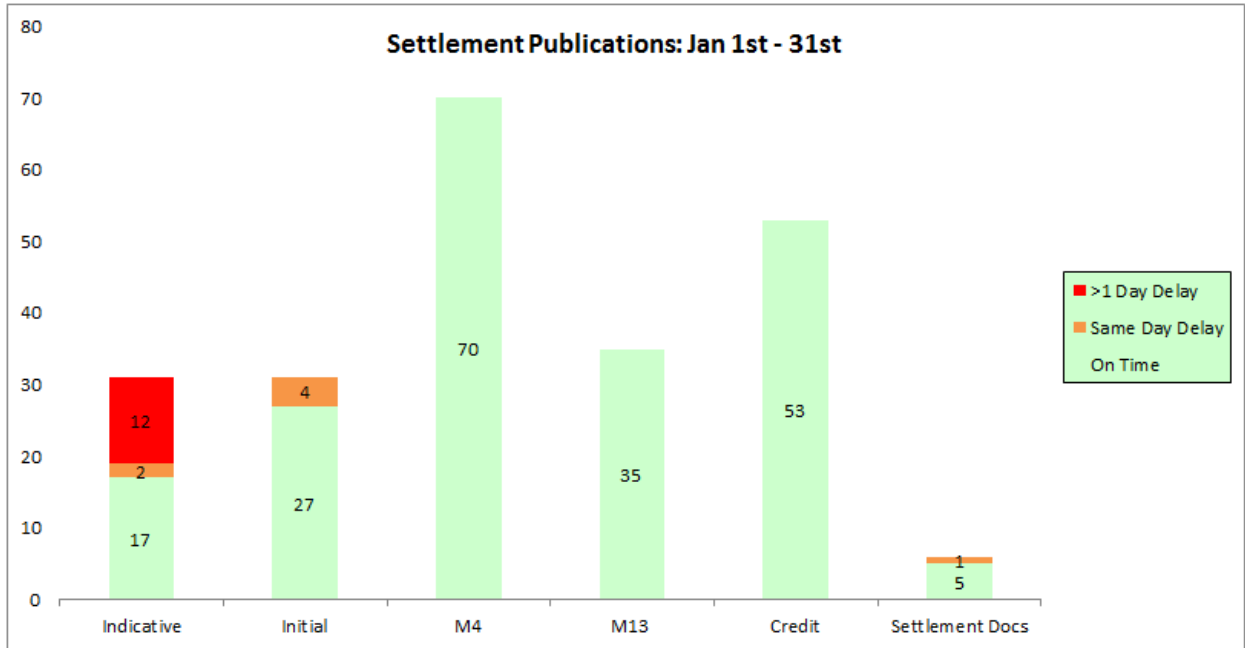


Figure 13 - Settlement Information January 2020*

**The above graph in Figure 13 for Feb 2020 data represents similar data content to that outlined in tabular format for Figures 7-12*

11 Appendix C: Settlement Publication Timings

Indicative Settlement

Operational Date	Market	Run	Period End Date	Target Date & Time	Publish Date & Time
03/02/2020	BALIMB	Indicative	01/02/2020	03/02/2020 17:00	04/02/2020 15:09
03/02/2020	BALIMB	Indicative	02/02/2020	03/02/2020 17:00	04/02/2020 15:23
04/02/2020	BALIMB	Indicative	03/02/2020	04/02/2020 17:00	04/02/2020 16:46
05/02/2020	BALIMB	Indicative	04/02/2020	05/02/2020 17:00	06/02/2020 15:47
06/02/2020	BALIMB	Indicative	05/02/2020	06/02/2020 17:00	07/02/2020 08:30
07/02/2020	BALIMB	Indicative	06/02/2020	07/02/2020 17:00	10/02/2020 11:13
10/02/2020	BALIMB	Indicative	07/02/2020	10/02/2020 17:00	11/02/2020 13:28
10/02/2020	BALIMB	Indicative	08/02/2020	10/02/2020 17:00	11/02/2020 13:54
10/02/2020	BALIMB	Indicative	09/02/2020	10/02/2020 17:00	11/02/2020 14:21
11/02/2020	BALIMB	Indicative	10/02/2020	11/02/2020 17:00	11/02/2020 16:47
12/02/2020	BALIMB	Indicative	11/02/2020	12/02/2020 17:00	12/02/2020 16:31
13/02/2020	BALIMB	Indicative	12/02/2020	13/02/2020 17:00	13/02/2020 16:41
14/02/2020	BALIMB	Indicative	13/02/2020	14/02/2020 17:00	14/02/2020 16:15
17/02/2020	BALIMB	Indicative	14/02/2020	17/02/2020 17:00	17/02/2020 17:12
17/02/2020	BALIMB	Indicative	15/02/2020	17/02/2020 17:00	17/02/2020 17:56
17/02/2020	BALIMB	Indicative	16/02/2020	17/02/2020 17:00	18/02/2020 08:59
18/02/2020	BALIMB	Indicative	17/02/2020	18/02/2020 17:00	18/02/2020 16:25
19/02/2020	BALIMB	Indicative	18/02/2020	19/02/2020 17:00	19/02/2020 16:55
20/02/2020	BALIMB	Indicative	19/02/2020	20/02/2020 17:00	20/02/2020 17:17
21/02/2020	BALIMB	Indicative	20/02/2020	21/02/2020 17:00	24/02/2020 13:15
24/02/2020	BALIMB	Indicative	21/02/2020	24/02/2020 17:00	24/02/2020 15:56
24/02/2020	BALIMB	Indicative	22/02/2020	24/02/2020 17:00	24/02/2020 16:33
24/02/2020	BALIMB	Indicative	23/02/2020	24/02/2020 17:00	24/02/2020 17:26
25/02/2020	BALIMB	Indicative	24/02/2020	25/02/2020 17:00	25/02/2020 16:24
26/02/2020	BALIMB	Indicative	25/02/2020	26/02/2020 17:00	26/02/2020 16:41
27/02/2020	BALIMB	Indicative	26/02/2020	27/02/2020 17:00	28/02/2020 08:47
28/02/2020	BALIMB	Indicative	27/02/2020	28/02/2020 17:00	28/02/2020 15:55
02/03/2020	BALIMB	Indicative	28/02/2020	02/03/2020 17:00	02/03/2020 16:53
02/03/2020	BALIMB	Indicative	29/02/2020	02/03/2020 17:00	03/03/2020 09:13

Table 24 – Indicative Settlement Publication times

Initial Settlement

Operational Date	Market	Run	Period End Date	Target Date & Time	Publish Date & Time
07/02/2020	BALIMB	Initial	01/02/2020	07/02/2020 12:00	07/02/2020 08:54
07/02/2020	BALIMB	Initial	02/02/2020	07/02/2020 12:00	07/02/2020 14:42
10/02/2020	BALIMB	Initial	03/02/2020	10/02/2020 12:00	10/02/2020 11:32
11/02/2020	BALIMB	Initial	04/02/2020	11/02/2020 12:00	11/02/2020 11:32
12/02/2020	BALIMB	Initial	05/02/2020	12/02/2020 12:00	12/02/2020 11:14
13/02/2020	BALIMB	Initial	06/02/2020	13/02/2020 12:00	13/02/2020 11:43
14/02/2020	BALIMB	Initial	07/02/2020	14/02/2020 12:00	13/02/2020 16:38
14/02/2020	BALIMB	Initial	08/02/2020	14/02/2020 12:00	13/02/2020 16:46
14/02/2020	BALIMB	Initial	09/02/2020	14/02/2020 12:00	14/02/2020 12:56
17/02/2020	BALIMB	Initial	10/02/2020	17/02/2020 12:00	17/02/2020 11:25
18/02/2020	BALIMB	Initial	11/02/2020	18/02/2020 12:00	18/02/2020 11:45
19/02/2020	BALIMB	Initial	12/02/2020	19/02/2020 12:00	19/02/2020 11:22
20/02/2020	BALIMB	Initial	13/02/2020	20/02/2020 12:00	21/02/2020 12:18
21/02/2020	BALIMB	Initial	14/02/2020	21/02/2020 12:00	21/02/2020 12:25
21/02/2020	BALIMB	Initial	15/02/2020	21/02/2020 12:00	21/02/2020 12:31
21/02/2020	BALIMB	Initial	16/02/2020	21/02/2020 12:00	21/02/2020 14:48
24/02/2020	BALIMB	Initial	17/02/2020	24/02/2020 12:00	24/02/2020 11:47
25/02/2020	BALIMB	Initial	18/02/2020	25/02/2020 12:00	25/02/2020 15:34
26/02/2020	BALIMB	Initial	19/02/2020	26/02/2020 12:00	26/02/2020 11:37
27/02/2020	BALIMB	Initial	20/02/2020	27/02/2020 12:00	27/02/2020 11:54
28/02/2020	BALIMB	Initial	21/02/2020	28/02/2020 12:00	28/02/2020 08:56
28/02/2020	BALIMB	Initial	22/02/2020	28/02/2020 12:00	28/02/2020 09:00
28/02/2020	BALIMB	Initial	23/02/2020	28/02/2020 12:00	28/02/2020 11:31
02/03/2020	BALIMB	Initial	24/02/2020	02/03/2020 12:00	02/03/2020 11:53
03/03/2020	BALIMB	Initial	25/02/2020	03/03/2020 12:00	03/03/2020 11:33
04/03/2020	BALIMB	Initial	26/02/2020	04/03/2020 12:00	04/03/2020 10:55
05/03/2020	BALIMB	Initial	27/02/2020	05/03/2020 12:00	05/03/2020 11:00
06/03/2020	BALIMB	Initial	28/02/2020	06/03/2020 12:00	06/03/2020 08:34
06/03/2020	BALIMB	Initial	29/02/2020	06/03/2020 12:00	06/03/2020 08:39

Table 25 – Initial Settlement Publication times

12 Appendix D: List of Queries by Type

Date Sent	Due Date	Query Ref No.	Charge Component
11/02/2020	10/03/2020	#1151	CDISCOUNT
13/02/2020	12/03/2020	#1170	CIMB
14/02/2020	13/03/2020	#1180	CUNIMB
14/02/2020	13/03/2020	#1179	CUNIMB

Table 26 - Upheld Queries

Date Sent	Due Date	Query Ref No.	Charge Component
13/02/2020	12/03/2020	#1169	CFC
14/02/2020	13/03/2020	#1183	CUNIMB
14/02/2020	13/03/2020	#1182	CUNIMB
17/02/2020	16/03/2020	#1203	CFC
17/02/2020	16/03/2020	#1204	CFC
17/02/2020	16/03/2020	#1205	CUNIMB
19/02/2020	19/03/2020	#1220	QABTOTO
25/02/2020	25/03/2020	#1269	CSUR
26/02/2020	26/03/2020	#1274	CIMB
27/02/2020	27/03/2020	#1286	CDISCOUNT
28/02/2020	30/03/2020	#1306	CFC

Table 27 - Unresolved Formal Queries