

# Market Operator's Quarterly Performance Report

April - June 2023



## Contents

Contents.....	2
Executive Summary.....	4
1 Joining and Terminating Parties and Units .....	5
1.1 Balancing Market .....	5
1.2 Termination of Participants.....	6
1.3 Suspension of Participants .....	6
2 Trading and Settlement Code Breaches .....	6
3 Balancing Market Settlements.....	8
3.1 Indicative and Initial Settlement Runs (includes daily BALIMB, MO and CRM).....	8
3.2 Settlement Documents .....	9
3.3 M+4, M+13 and Ad-hoc Resettlement.....	10
3.4 Credit Reports Publications.....	10
4 Financial Statistics .....	11
4.1 Cash Flow positions for Balancing Market, Capacity Market and Market Operator Charges.....	11
4.2 Financial Changes between Initial Settlement and Subsequent Reruns .....	12
5 Query Management.....	17
5.1 General Queries .....	17
5.2 Settlement Queries .....	18
5.3 Disputes.....	18
6 Imbalance Price.....	19
6.1 Imbalance Price.....	19
6.2 Exchange Rate.....	23
6.3 Imbalance Price Generation and Backup Price.....	24
7 Modifications .....	26
7.1 Balancing Market – Trading & Settlement Code Modification Management .....	26
7.2 Balancing Market - Modifications Process Development.....	27
8 SEMO KPI Quarterly Update – Storage Technology Facilitation.....	28
9 Central Systems.....	29
9.1 System Releases .....	29
9.2 System Availability .....	29

9.3	Known Issues Report.....	29
9.4	Limited Communication Failure (LCF), General Communication Failure (GCF) and General System Failure (GSF).....	29
10	Appendix A: Trading and Settlement Code Breaches.....	30
11	Appendix B: Historical Settlement Information.....	32
12	Appendix C: Settlement Publication Timings.....	34
13	Appendix D: List of Queries by Type .....	40

## Executive Summary

On 1 October 2018 the revised Single Electricity Market (SEM) went live and is now the enduring operational electricity market in Ireland and Northern Ireland.

This Single Electricity Market Operator's (SEMO) performance report covers the months of April, May and June 2023 of operation and is published in accordance with section B.16.2 of the Trading and Settlement Code and the SEM Committee decision paper issued for the Legacy SEM market.

During this period:

- 1 new party joined the market, 2 units de-registered and 9 new units registered in the market.
- 13 out of 13 Settlement Documents issued on time.
- There were 10 late publications of Indicative and 0 late publications of Initial Settlement runs as per the Trading and Settlement Code timelines.
- There were 20 payment defaults by 11 Participants.
- There was 3 Credit default by 2 Participant as per the Trading and Settlement code timelines.
- 387 general queries were received, and 402 general queries were resolved, with 22 in progress as of 30<sup>th</sup> of June 2023.

SEMO welcomes all comments on the contents of this report. Comments should be sent preferably in email format to [info@sem-o.com](mailto:info@sem-o.com). The intention is for SEMO and the Regulatory Authorities to consult on the framework for reporting based on comments and feedback received and to implement any revisions where necessary.

# 1 Joining and Terminating Parties and Units

## 1.1 Balancing Market

1 new party went effective in the Market between 01 April 2023 to 30 June 2023:

Party Name	Party ID	Effective date
RePower Supply Limited	PY_034064	19/04/2023

Table 1 – Parties who joined the market: April - June 2023

9 new units went effective in the Market between 01 April 2023 to 30 June 2023:

Party Name	Party ID	Participant ID	Unit ID	Effective date
Energia Customer Solutions Limited	PY_000043	PT_400043	AU_400148	05/04/2023
Statkraft Markets GmbH	PY_034046	PT_502514	SU_500312	05/04/2023
RePower Supply Limited	PY_034064	PT_402555	SU_400335	19/04/2023
C A Commodities A/S	PY_034135	PT_502540	AU_500127	19/04/2023
Captured Carbon Limited	PY_000146	PT_400174	GU_405870	24/05/2023
Ballywater Windfarms Limited	PY_000025	PT_400025	GU_405890	28/06/2023
ESB	PY_000030	PT_400030	SU_400379	28/06/2023
ESB	PY_000030	PT_400030	GU_403660	28/06/2023
ESB	PY_000030	PT_400030	SU_400378	28/06/2023

Table 2 – Registrations: April – June 2023

2 units de-registered from the Market between 01 April 2023 to 30 June 2023:

Party Name	Party ID	Participant ID	Unit ID	Effective date
Energia Customer Solutions Limited	PY_000043	PT_400043	GU_400610	22/05/2023
Statkraft Markets GmbH	PY_034046	PT_402540	GU_404300	28/06/2023

**Table 3 – De-Registrations: April - June 2023**

### **1.2 Termination of Participants**

There were no terminating parties between 01 April 2023 to 30 June 2023.

### **1.3 Suspension of Participants**

No suspension orders were issued by the Market Operator 01 April 2023 to 30 June 2023

## 2 Trading and Settlement Code Breaches

Breaches of the Trading and Settlement Code were noted in the following areas:

April 2023 Trading and Settlement Code Breaches			
Area		Major	Minor
Data Providers		-	1
Market Participants	Clearing	5	-
	Credit Risk Management	-	-
Market Operator	Balancing Market Settlement	-	4
	Clearing		
	Credit Risk Management	-	-
	Other		
<b>Total</b>		<b>5</b>	<b>5</b>
May 2023 Trading and Settlement Code Breaches			
Data Providers		-	2
Market Participants	Clearing	7	-
	Credit Risk Management	-	-
Market Operator	Balancing Market Settlement	-	3
	Clearing		
	Credit Risk Management	-	-
	Other		
<b>Total</b>		<b>7</b>	<b>5</b>
June 2023 Trading and Settlement Code Breaches			
Data Providers		-	3
Market Participants	Clearing	8	-
	Credit Risk Management	3	-
Market Operator	Balancing Market Settlement	-	3
	Clearing		
	Credit Risk Management	-	1
	Other		
<b>Total</b>		<b>11</b>	<b>7</b>

Table 4 – Trading and Settlement Code Breaches: April – June 2023

Further details of each of the Trading and Settlement Code breaches noted above are set out in **Appendix A**.

Key:

- Major Breach - late publishing of settlement documents, default notices issued for non-payment or similar.
- Minor Breach - deadlines not met, but no financial implication to Participants. This includes late posting of settlement runs.

### 3 Balancing Market Settlements

#### 3.1 Indicative and Initial Settlement Runs (includes daily BALIMB, MO and CRM)

For Historical information please see **Appendix B** – Historical Settlement Information.

The following series of tables and graphs represents the publications of Indicative and Initial Settlement runs. Every working day SEMO is obliged to issue Indicative and Initial settlement run statements.

Settlement Runs completed April 01/04/2023 – 30/04/2023		
	Indicative	Initial
On Time	26	30
Same Day Late	1	0
> 1 Day Late	3	0
<b>Total runs</b>	<b>30</b>	<b>30</b>
Settlement Runs completed May 01/05/2023 – 31/05/2023		
On Time	28	31
Same Day Late	0	0
> 1 Day Late	3	0
<b>Total runs</b>	<b>31</b>	<b>31</b>
Settlement Runs completed June 01/06/2023 – 30/06/2023		
On Time	27	30
Same Day Late	0	0
> 1 Day Late	3	0
<b>Total runs</b>	<b>30</b>	<b>30</b>

Table 5 - Settlement Runs Completed: April – June 2023

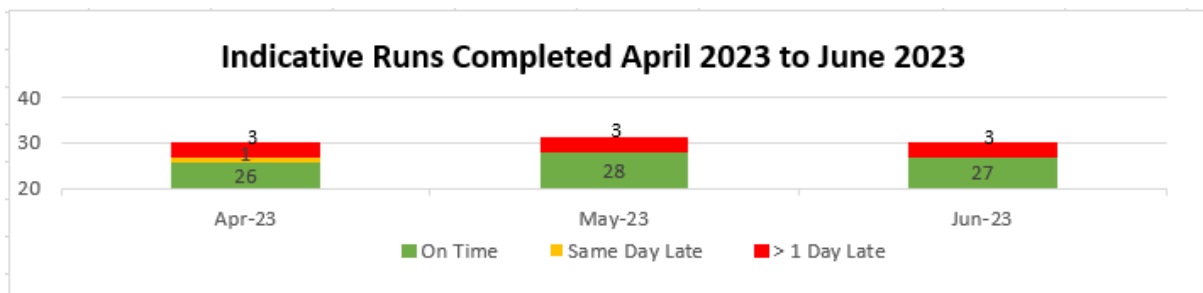


Figure 1 - Indicative Settlement Runs Completed

Further details on publication times can be found in **Appendix C**.



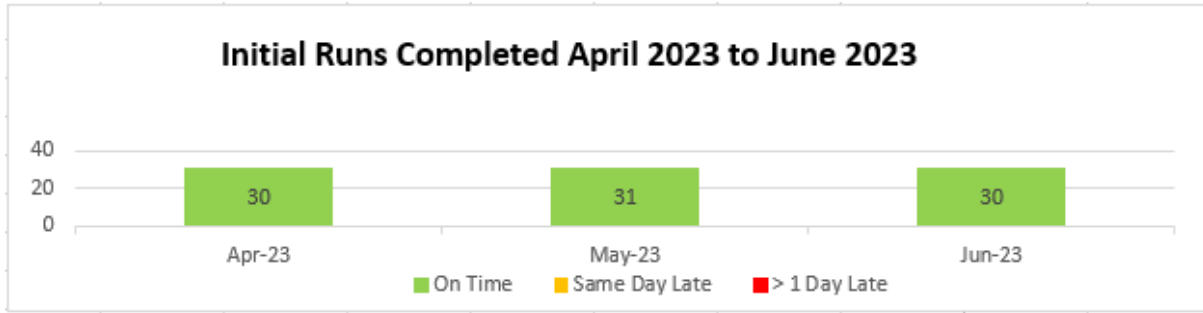


Figure 2 - Initial Settlement Runs Completed

Further details on publication times can be found in **Appendix C**.

### 3.2 Settlement Documents

The following table represents the publications of Initial Settlement Documents. SEMO is obliged to issue initial Settlement Documents 5 working days after the last day of the billing period.

Settlement Documents Completed			
	April 2023 No. of Weeks	May 2023 No. of Weeks	June 2023 No. of Weeks
On Time	4	4	5
Same Day Late	0	0	0
>1 Day Late	0	0	0
<b>Total Runs</b>	4	4	5

Table 6 - Settlement Documents completed: April - June 2023

### 3.3 M+4, M+13 and Ad-hoc Resettlement

The following tables represents the publications of Resettlement runs for the months of April, May and June 2023.

Resettlement Runs for Operational Dates April 01/04/2023 - 30/04/2023			
Resettlement Run	Number Billing Periods Resettled	Resettlement Period Start Date	Resettlement Period End Date
M+4	4	04/12/2022	31/12/2022
M+13	4	06/03/2022	02/04/2022
Ad-Hoc	11	10/01/2021 22/01/2023 05/03/2023	27/02/2021 04/02/2023 18/03/2023
Resettlement Runs for Operational Dates May 01/05/2023 - 31/05/2023			
M+4	4	01/01/2023	28/01/2023
M+13	4	03/04/2022	30/04/2022
Ad-Hoc	8	28/02/2021 13/02/2022 13/11/2022 12/02/2023	27/03/2021 19/02/2022 19/11/2022 25/02/2023
Resettlement Runs for Operational Dates June 01/06/2023 - 30/06/2023			
M+4	5	29/01/2023	04/03/2023
M+13	5	01/05/2022	04/06/2022
Ad-Hoc	10	28/03/2021 13/03/2022 26/03/2023 09/04/2023	15/05/2021 19/03/2022 01/04/2023 15/04/2023

Table 7 – Resettlement Runs for Operational Periods: April – June 2023

### 3.4 Credit Reports Publications

**April 2023:** 47 Credit reports published on time, out of an expected 47 Credit reports

**May 2023:** 51 Credit reports published on time, out of an expected 51 Credit reports.

**June 2023:** 48 Credit reports published on time, out of an expected 49 Credit reports.

Credit Report Summary			
	April 2023	May 2023	June 2023
Published	47	51	49
Delayed	-	-	1
Not Published	-	-	-

Table 08 – Credit Report Summary: April – June 2023

## 4 Financial Statistics

### 4.1 Cash Flow positions for Balancing Market, Capacity Market and Market Operator Charges

The Balancing Market reflects actions taken by the TSOs to keep the system balanced, for example, for differences between the market schedule and actual system demand. It determines the imbalance settlement price for settlement of these balancing actions. This includes any uninstructed deviations from a participant's notified ex-ante position.

- Positive values indicate Payments were greater than Charges
- Negative values indicate Charges were greater than Payments
- All figures are in Euro

All data displayed in this section displays Initial data from 01 April 2023 to 30 June 2023:

Balancing Market Cash Flow Position				
Component	April	May	June	Total
CPREMIUM	17,042,698	17,312,928	15,637,008	49,992,633
CDISCOUNT	15,291,276	8,041,348	10,683,846	34,016,470
CFC	8,507,218	9,983,295	8,448,697	26,939,210
CREV	922,878	894,808	802,411	2,620,096
CABBPO	43,482	15,272	15,086	73,840
CTEST	-20,569	0	0	-20,569
CDIFFCWD	-72,684	-42,938	-63,374	-178,996
CCA	-87,075	-89,392	-84,757	-261,225
CAOPO	-270,443	-105,886	-109,863	-486,192
CCURL	-534,637	-43,611	-19,237	-597,484
CUNIMB	-478,474	-441,304	-720,475	-1,640,253
CIMB	1,046,737	-6,464,720	-9,152,416	-14,570,399
CIMP	-65,680,513	-67,399,730	-63,912,709	-196,992,952
<b>Grand Total</b>	<b>-24,290,106</b>	<b>-38,339,930</b>	<b>-38,475,785</b>	<b>-101,105,821</b>

Table 09 - Balancing Market Cash Flow Position: April – June 2023

The Capacity Market is designed to help ensure that the generation capacity in Ireland and Northern Ireland (including Storage, Demand Side Units and Interconnector capacity) is sufficient to meet demand and that the regulatory approved generation adequacy standard is satisfied.

Capacity Market Cash Flow Position				
Component	April	May	June	Total
CCP	30,075,504	31,291,274	30,001,164	91,367,942
CCC	-26,174,187	-26,888,381	-25,476,433	-78,539,000
<b>Total</b>	<b>3,901,318</b>	<b>4,402,893</b>	<b>4,524,732</b>	<b>12,828,942</b>

Table 10 - Capacity Market Cash Flow Position: April – June 2023

Market Operator charges are used to recover the costs of administering the market:

Market Operator Charges				
Component	April	May	June	Total
CMOAV	-1,726	-1,726	-1,744	-5,196
CMOAU	-72,669	-72,674	-73,012	-218,356
CVMO	-1,268,792	-1,301,771	-1,234,767	-3,805,330
<b>Total</b>	<b>-1,343,187</b>	<b>-1,376,171</b>	<b>-1,309,523</b>	<b>-4,028,881</b>

Table 11 - Market Operator Charges: April – June 2023

#### 4.2 Financial Changes between Initial Settlement and Subsequent Reruns

Please see below tables outlining which weeks were processed via resettlement in this quarter.

M+4 Resettlement processing		
Operational Month	Billing week start	Billing week end
April	24/11/2022	30/11/2022
April	04/12/2022	10/12/2022
April	11/12/2022	17/12/2022
April	18/12/2022	24/12/2022
April	25/12/2022	31/12/2022
May	01/01/2023	07/01/2023
May	08/01/2023	14/01/2023
May	15/01/2023	21/01/2023
June	25/01/2023	31/01/2023
June	05/02/2023	11/02/2023
June	22/02/2023	28/02/2023
June	26/02/2023	04/03/2023

Table 12 – M+4 settlement weeks processed: April – June 2023

<b>M+13 Resettlement processing</b>		
<b>Operational Month</b>	<b>Billing week start</b>	<b>Billing week end</b>
April	22/02/2022	28/02/2022
April	06/03/2022	12/03/2022
April	13/03/2022	19/03/2022
April	20/03/2022	26/03/2022
April	25/03/2022	31/03/2022
April	27/03/2022	02/04/2022
May	03/04/2022	09/04/2022
May	10/04/2022	16/04/2022
May	17/04/2022	23/04/2022
May	24/04/2022	30/04/2022
June	01/05/2022	07/05/2022
June	08/05/2022	14/05/2022
June	15/05/2022	21/05/2022
June	22/05/2022	28/05/2022
June	25/05/2022	31/05/2022
June	29/05/2022	04/06/2022

**Table 13 – M+13 settlement weeks processed: April – June 2023**

Adhoc Resettlement processing		
Operational Month	Billing week start	Billing week end
April	25/12/2020	31/12/2020
April	10/01/2021	16/01/2021
April	17/01/2021	23/01/2021
April	24/01/2021	30/01/2021
April	25/01/2021	31/01/2021
April	31/01/2021	06/02/2021
April	07/02/2021	13/02/2021
April	14/02/2021	20/02/2021
April	21/02/2021	27/02/2021
May	22/02/2021	28/02/2021
May	28/02/2021	06/03/2021
May	07/03/2021	13/03/2021
May	14/03/2021	20/03/2021
May	21/03/2021	27/03/2021
June	25/03/2021	31/03/2021
June	28/03/2021	03/04/2021
June	04/04/2021	10/04/2021
June	11/04/2021	17/04/2021
June	18/04/2021	24/04/2021
June	24/04/2021	30/04/2021
June	25/04/2021	01/05/2021
June	02/05/2021	08/05/2021
June	09/05/2021	15/05/2021
May	13/02/2022	19/02/2022
May	13/11/2022	19/11/2022
April	22/01/2023	28/01/2023
April	29/01/2023	04/02/2023
May	12/02/2023	18/02/2023
May	19/02/2023	25/02/2023
April	05/03/2023	11/03/2023
April	12/03/2023	18/03/2023
June	26/03/2023	01/04/2023
June	09/04/2023	15/04/2023

**Table 14 – Adhoc settlement weeks processed: April – June 2023**

The tables below display the differences between the previous settlement run and the most recent resettlement run (either M+4, M+13 or Adhoc). The differences are then rolled up to the component charge level and combined for both M+4, M+13 and Adhoc.

<b>Balancing Market Resettlement</b>				
<b>Component</b>	<b>April</b>	<b>May</b>	<b>June</b>	<b>Grand Total</b>
CIMB	62,232	8,073,539	6,579,559	14,715,329
CFC	99,926	705,394	1,048,629	1,853,948
CIMP	-73,938	436,832	484,993	847,886
CUNIMB	163,953	170,347	-41,218	293,082
CPREMIUM	-12,933	56,575	-8,624	35,018
CCA	-313	413	373	473
CDIFFCNP	0	91	0	91
CSOCDIFFP	0	4	0	4
CDIFFCDA	0	0	0	0
CDIFFPDA	0	0	0	0
CREIMDIFFP	0	0	0	0
CDIFFPID	0	0	0	0
CSHORTDIFFP	0	0	0	0
CEADSUIDT	0	0	0	0
CEADSUIMB	0	0	0	0
CEADSUDA	0	0	0	0
CDIFFPIMB	0	-62	0	-62
CABBPO	1,171	-748	-657	-234
CDIFFCWD	-200	-516	-195	-912
CTEST	-7,217	0	-1,485	-8,702
CREV	-3,403	-4,273	-4,066	-11,742
CAOPO	-22,805	346	-3,912	-26,371
CCURL	-25,841	-4,094	198	-29,738
CDISCOUNT	22,539	-509,208	200,340	-286,329
<b>Grand Total</b>	<b>203,170</b>	<b>8,924,639</b>	<b>8,253,934</b>	<b>17,381,744</b>

Table 15 - Balancing Market Resettlement: April – June 2023

<b>Capacity Market Resettlement</b>				
<b>Component</b>	<b>April</b>	<b>May</b>	<b>June</b>	<b>Grand Total</b>
CCC	423,771	214,086	237,031	874,888
CCP	106,791	6,851	74,930	188,572
<b>Grand Total</b>	<b>530,562</b>	<b>220,937</b>	<b>311,961</b>	<b>1,063,459</b>

Table 16 - Capacity Market Resettlement: April – June 2023

<b>Market Operator Charges Resettlement</b>				
<b>Component</b>	<b>April</b>	<b>May</b>	<b>June</b>	<b>Grand Total</b>
CVMO	27,369	17,986	11,881	57,237
<b>Grand Total</b>	<b>27,369</b>	<b>17,986</b>	<b>11,881</b>	<b>57,237</b>

**Table 17 - Market Operator Charges Resettlement: April – June 2023**

Financial Statistics Disclaimer: the above information represents settlement data aggregated during the month in assessment, which may be different to the accounting data audited post settlement period. All values are in euro.



## 5 Query Management

### 5.1 General Queries

The statistics presented in Table 18 - General Queries cover the months of April, May and June 2023.

General Queries	April 2023	May 2023	June 2023
Received	126	146	115
Open	30	22	22
Resolved	138	149	115
Average Resolution Time	7.2 working days	4.2 working days	5.3 working days

**Table 18 – General Queries: April – June 2023**

### Definitions

- Open refers to queries raised but not resolved within each month
- Resolved refers to queries resolved within each month, and includes queries raised before this time.
- Resolution Time (Working Days) refers to the average time to resolve queries in working days for this category within each month.

## 5.2 Settlement Queries

Table 19 displays the Formal Settlement Queries raised between the months from April to June 2023.

Formal Queries	April	May	June
Raised	17	11	12

Table 19 – Formal Settlement Queries: April – June 2023

- **Apr 2023:** 16 have been upheld and 1 was withdrawn.
- **May 2023:** 10 have been upheld and 1 was not upheld.
- **Jun 2023:** 4 have been upheld, 1 was not upheld and 7 are under review.

Upheld Formal Queries	April	May	June	Total
CIMB	7	5	0	12
CUNIMB	3	1	2	6
CDISCOUNT	5	0	1	6
CFC	1	3	0	4
CPREMIUM	0	1	1	2
<b>Total</b>	<b>16</b>	<b>10</b>	<b>4</b>	<b>30</b>

Table 20 – Upheld Settlement Queries by Topic: : April – June 2023

Further Details on Settlement queries that have been upheld can be found in **Appendix D**.

A full list of all unresolved Settlement queries raised for the month can be found in **Appendix D**.

## 5.3 Disputes

- There was one Dispute (General Dispute) raised between 01 April 2023 to 30 June 2023.

## 6 Imbalance Price

### 6.1 Imbalance Price

There are two types of Imbalance Price referred to in this section; the Imbalance Price which is the price associated with a 5 Minute Imbalance Pricing Period; and secondly, an Imbalance Settlement Price which is calculated as the average of six 5 Minute Imbalance Prices for a corresponding 30 minute Imbalance Settlement Period.

Figures 3, 4 and 5 show the Imbalance Settlement Prices for April, May and June 2023. All system calculated Imbalance Settlement Prices are published on this graph; both the Market Back Up Price and the 30 minute average of the Imbalance Price.

- The average Imbalance Settlement Price for April was €122.52

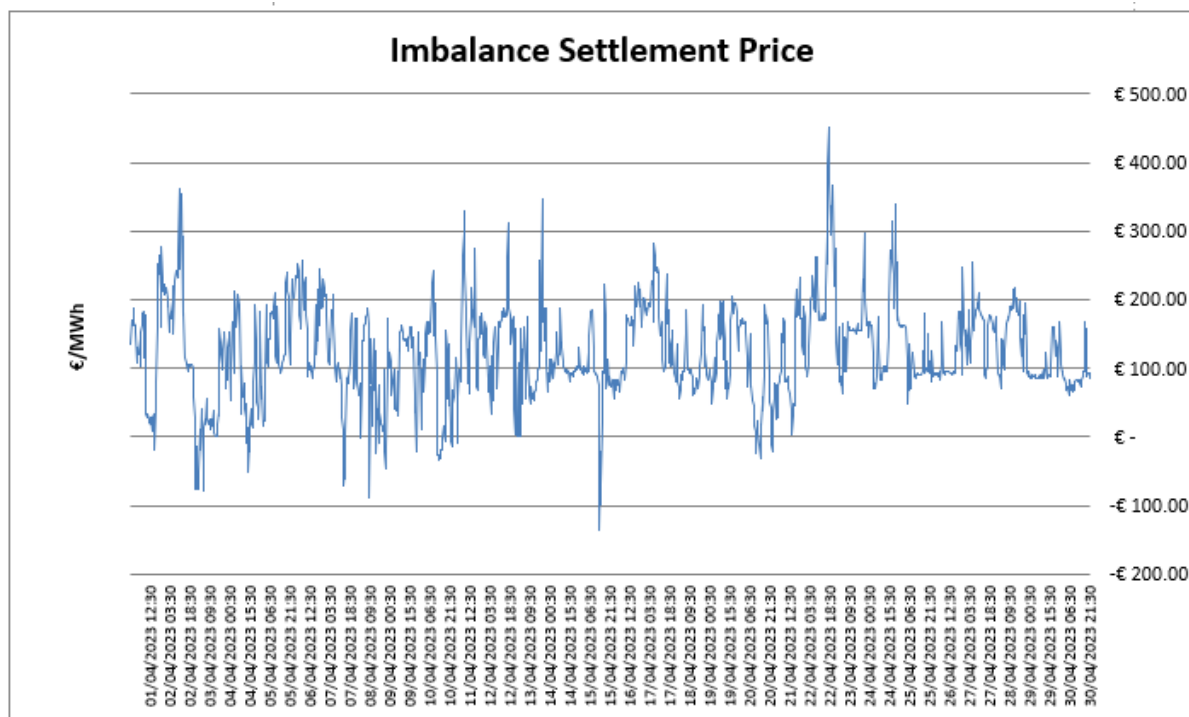


Figure 3 – Imbalance Settlement Price April 2023

- The average Imbalance Settlement Price for May was €93.26

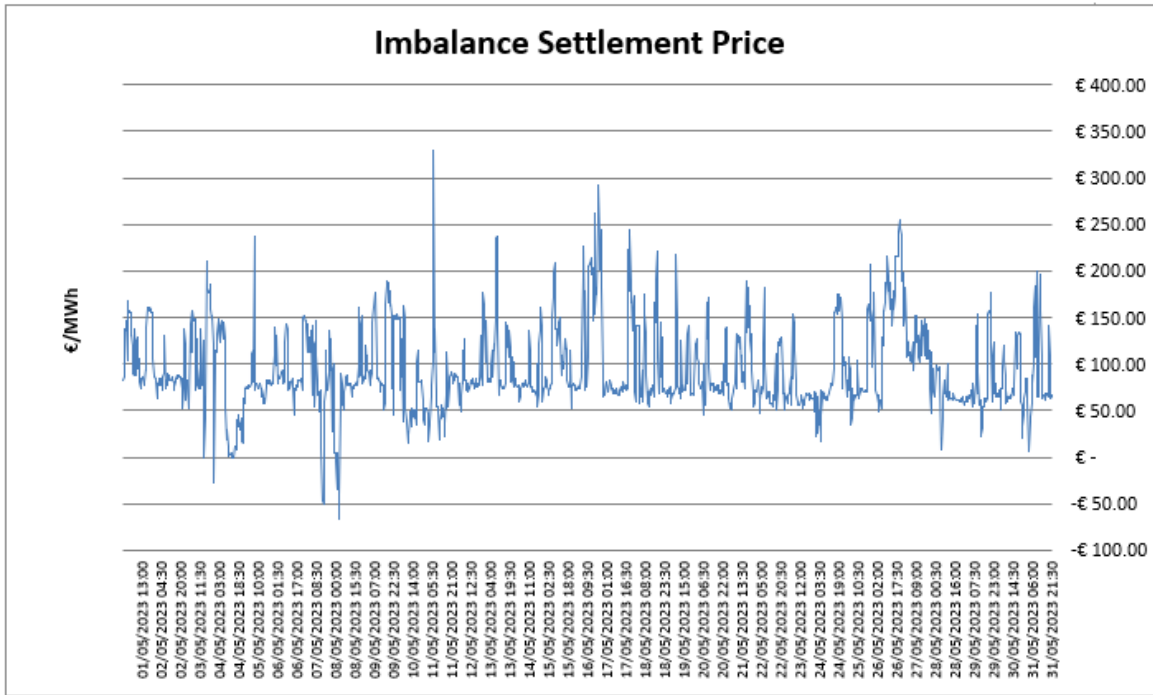


Figure 4 – Imbalance Settlement Price May 2023

- The average Imbalance Settlement Price for June was €113.42

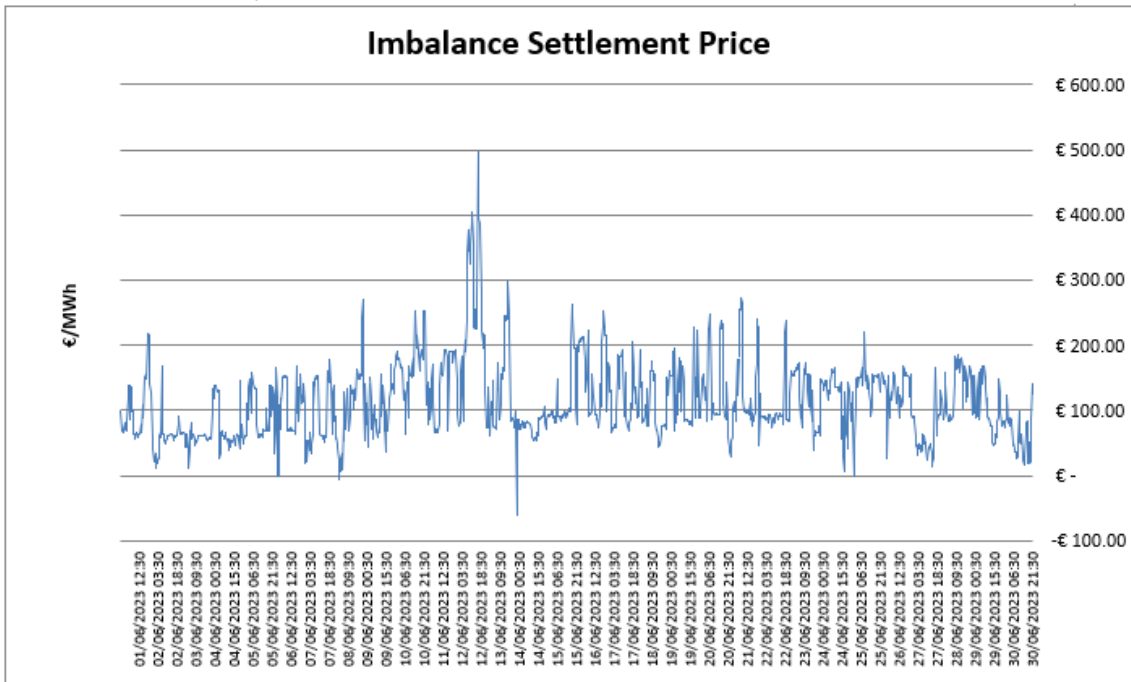


Figure 5 – Imbalance Settlement Price June 2023

Figures 6, 7 and 8 displays the Quantity Weighted Ex-Ante Price as a comparator to the Imbalance Settlement Price. The Quantity Weighted Ex-Ante Price is the value used by SEMO as the Market Back Up Price, should the Market Operator not be able to calculate an Imbalance Settlement Price; based on the average of the six 5 Minute Imbalance Prices for a given Imbalance Settlement Period.

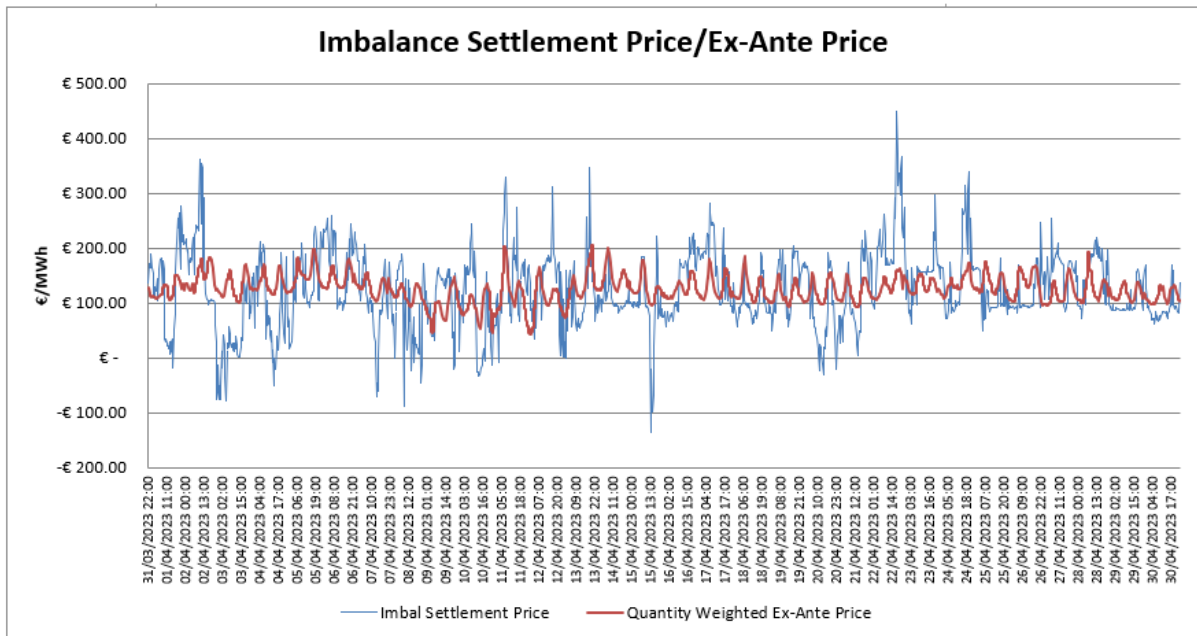


Figure 6 – Imbalance Settlement Price & Quantity Weighted Ex-Ante Price Comparison April 2023

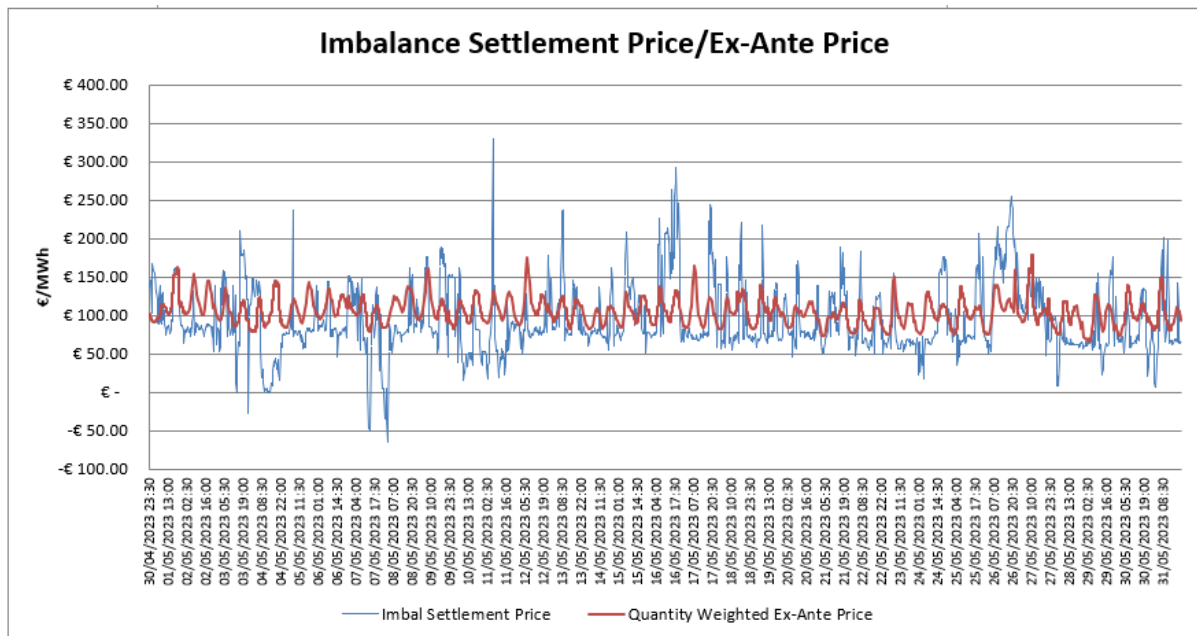
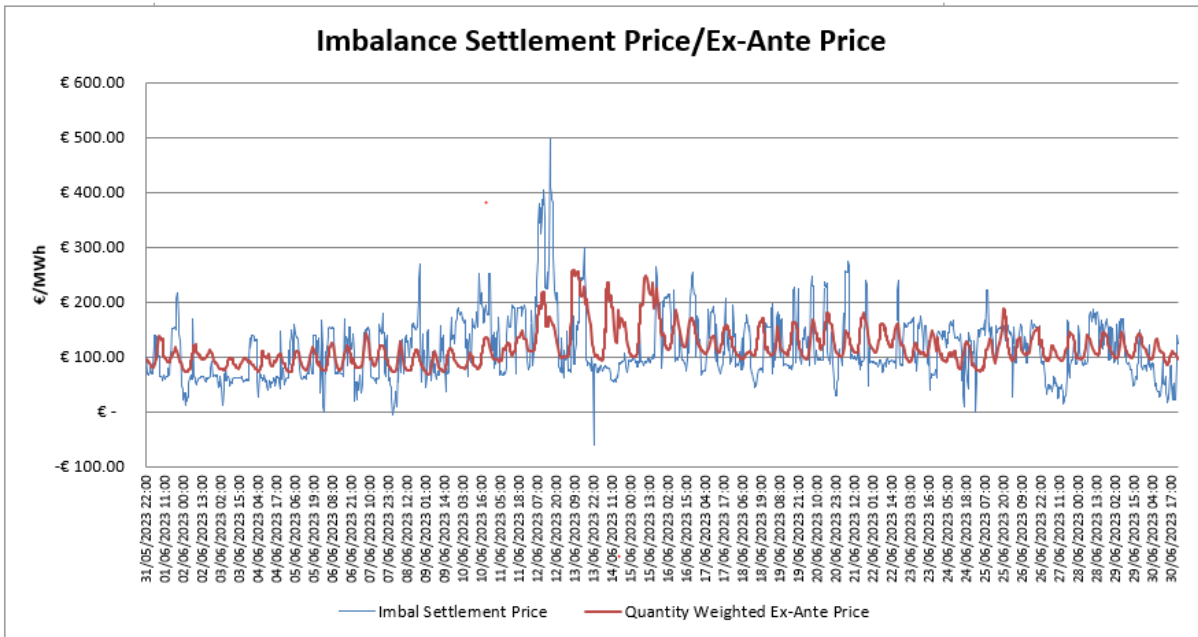
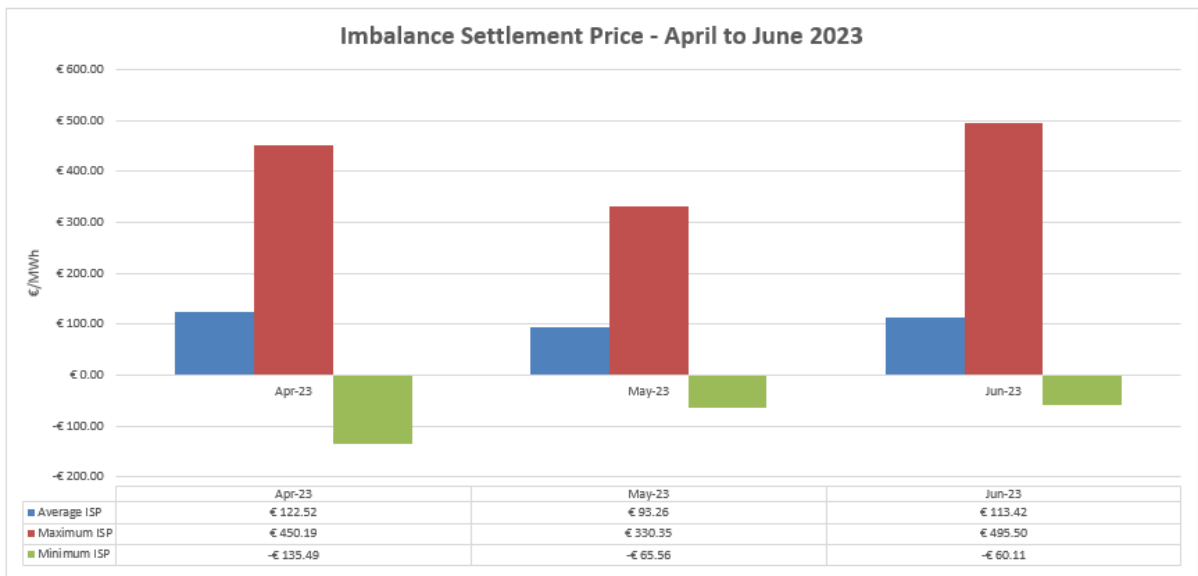


Figure 7 – Imbalance Settlement Price & Quantity Weighted Ex-Ante Price Comparison May 2023



**Figure 8 – Imbalance Settlement Price & Quantity Weighted Ex-Ante Price Comparison June 2023**

Figure 9 below highlights the monthly Highest, Lowest and Average half-hour Imbalance Prices for the period April, May and June 2023.



**Figure 9 – Highest, Lowest and Average Imbalance Prices April – June 2023**

## 6.2 Exchange Rate

The SEM is a dual currency market, Units based in Northern Ireland submit their Offer Data in GBP. All GBP Offer Data is converted to EUR as part of the Balancing Market price setting process. The GBP to EUR exchange rate is captured below in **Figures 10, 11 and 12**.

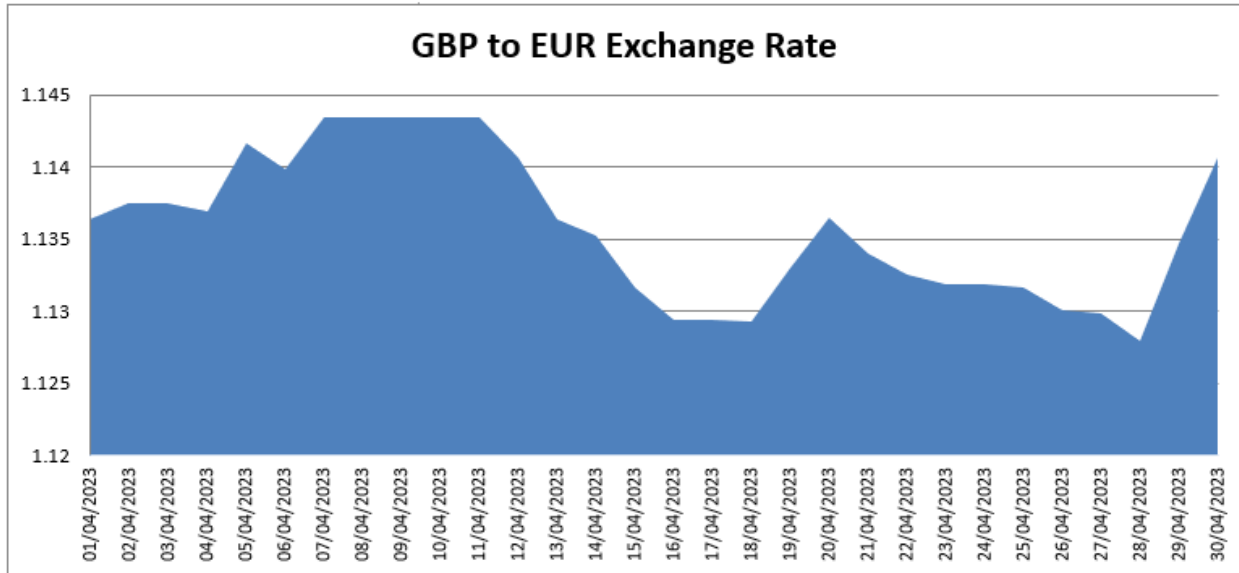


Figure 10 – GBP to EUR Exchange Rate April 2023

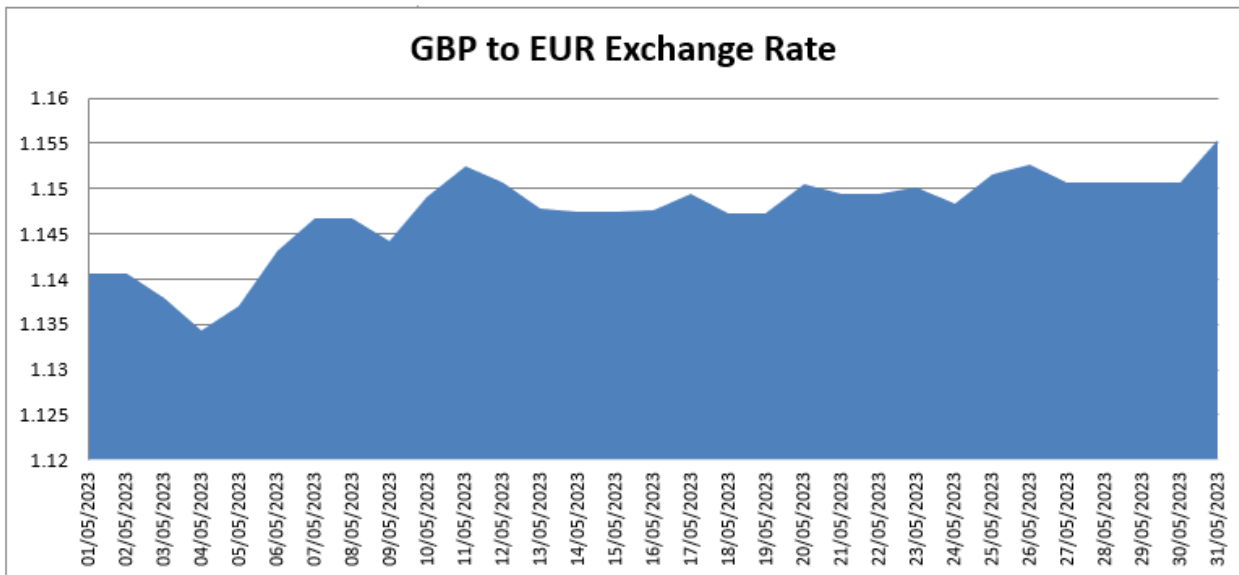


Figure 11 – GBP to EUR Exchange Rate May 2023

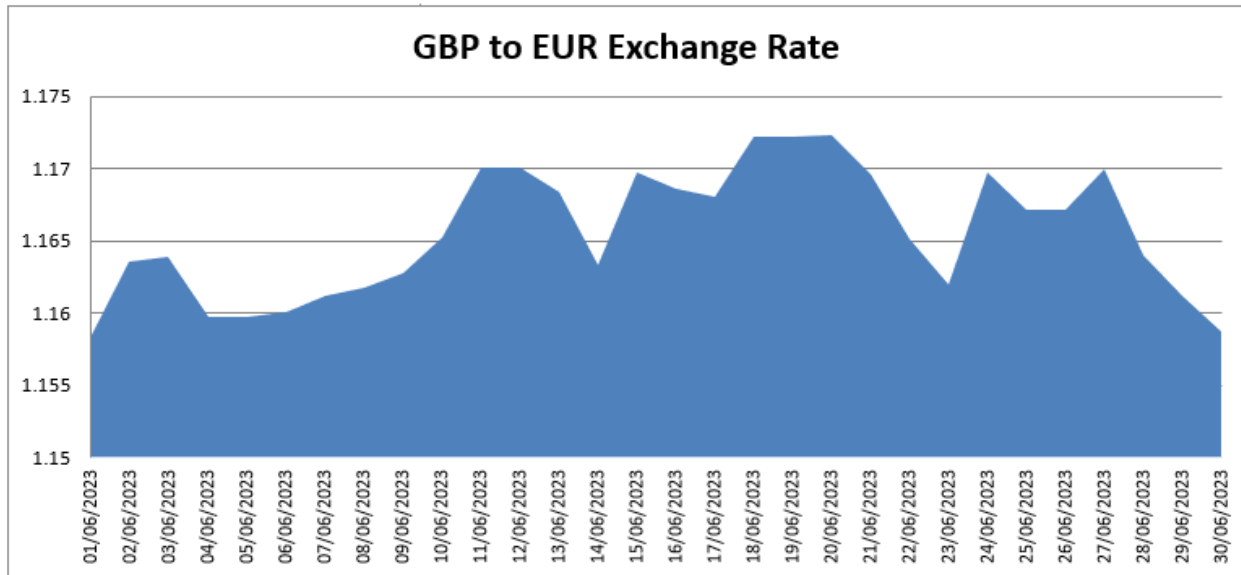


Figure 12 – GBP to EUR Exchange Rate June 2023

### 6.3 Imbalance Price Generation and Backup Price

The Imbalance Settlement Price is set as the average of the six 5-minute Imbalance Prices. If the Market Operator is unable to calculate any Imbalance Prices within a 30-minute Imbalance Settlement Period within the timeframes set out under the TSC; then the Market Back Up Price will be applied. The Imbalance Settlement Price will use the Market Back Up Price if no 5-minute Imbalance Prices have been published, for that period.

- **April 2023:** 0 Market Back Up Prices applied.
- **May 2023:** 0 Market Back Up Prices applied.
- **June 2023:** 0 Market Back Up Price applied.



As a result of the approved Mod\_03\_19; the Market Back Up Price is separately applied to a 5 minute Imbalance Price, where that price has not been automatically published. In this instance, the Imbalance Settlement Price will use the average of the automated Imbalance Price; or the replacement Market Back Up Price.

- **April 2023:** there were 0 Backup Prices (5MIN) applied as a result of a scheduled system outage and 2 Backup Prices (5MIN) applied as a result of performance issues.
- **May 2023:** there were 8 Backup Prices (5MIN) applied as a result of a scheduled system outage and 1 Backup Prices (5MIN) applied as a result of performance issues.
- **June 2023:** there were 0 Backup Prices (5MIN) applied as a result of a scheduled system outage and 1 Backup Prices (5MIN) applied as a result of performance issues.

## **Price Definitions**

### **Missed Prices**

Prices (30 Min / 5 Min) that have failed to calculate, and no price has been generated; either through the standard methodology or via the Back Up Price

### **Back Up prices**

In the context of this report, a Back Up Price refers to a 5 minute price where the Imbalance Price has not been published; the system reverts to the volume weighted average price across all Ex-ante and Intraday timeframes.

### **Market backup prices**

In the event that the Market Operator is unable to calculate any 5 minute Imbalance Prices within a 30 Imbalance Settlement Period; then the Market Back Up Price will be applied. The Imbalance Settlement Price will use the average of the automated Imbalance Price; or the replacement 5 minute Back Up Price.

### **Day Ahead backup prices**

This is a final fall back price that is to be used in the event of a failure of the automated 30 Minute Market Back Up Price. Typically, this price is only used during planned System Releases; and uses the Day-ahead Auction price only.

## 7 Modifications

### 7.1 Balancing Market – Trading & Settlement Code Modification Management

The tables that follow give an overview of the activity that has taken place between 1<sup>st</sup> April 2023 and 30<sup>th</sup> June 2023. Table 21 shows the dates and number of Modifications Committee Meetings and Working Groups that took place over this period.

Meeting	Date	Location
Modifications Committee Meeting 116	20 <sup>th</sup> April 2023	MS Teams
Modifications Committee Meeting 117	22 <sup>nd</sup> June 2023	MS Teams

**Table 21 - Balancing Market: Trading & Settlement Code Modifications Committee Meetings**

At the Modifications Committee Meeting, decisions are made with regard to progressing various Modification Proposals. Table 22 gives an outline of the amount of activity that has taken place over this period.

	April 2023	May 2023	June 2023
Modification Proposal Activity	Total	Total	Total
Raised	3	0	3
Alternative Versions raised	2	0	0
Withdrawn	2	0	0
Deferred	0	0	0
Extension Granted	0	0	0
Recommended for Approval	4	0	3
Recommended for Rejection	0	0	0
Further Work Required	0	0	0
RA Decision Approved	0	0	0
RA Decision Rejected	0	0	0

**Table 22 - Modification Proposal Activity**

## 7.2 Balancing Market - Modifications Process Development

Modification Proposals were considered at bimonthly Modifications Committee Meetings alternating between Belfast and Dublin or conference call where applicable (see Table 21).

Full details of all modifications progressed during the year are available in the [Balancing Market Modifications section](#) of the SEMO website.

### Withdrawn

Mod\_10\_22 Strike Price Volatility Modifier

Mod\_18\_22 Mitigating risks of settlement of units running on secondary fuel in security of supply scenarios

## 8 SEMO KPI Quarterly Update – Storage Technology Facilitation

The KPI as set out in the SEMO Price Control Decision, SEM-21-03, requires SEMO to successfully implement an enduring solution for storage technology facilitation which would enable full participation in the Balancing Market including:

- Registration difficulties resolved;
- Negative PNs can be accepted and processed;
- Overall level playing field for storage technology.

In order to ensure efficiencies are maximised across both the Market Operators and System Operators, the battery storage facilitation is incorporated as part of the Scheduling and Dispatch Programme. The expected timelines associated with the delivery of the programme will be finalised as part of phase 2 which is running currently.

SEMO can confirm that -

- The Registration difficulties are being addressed under the Scheduling and Dispatch Programme.
- The ability to accept and process negative PNs is being addressed under the Scheduling and Dispatch Programme.
- Overall level playing field for storage technology is being addressed under the Scheduling and Dispatch Programme.

SEMO will continue to progress the Storage Technology Facilitation as part of the Scheduling and Dispatch Programme. Industry Participants and the Regulatory Authorities will be updated on the progression of the Scheduling and Dispatch Programme through the appropriate communication channels, including monthly workshops which will commence in August 2023. Further updates on target completion dates will be provided as the Scheduling and Dispatch Programme continues to progress.

## 9 Central Systems

### 9.1 System Releases

There were no Market System Releases during the months of April – June 2023.

### 9.2 System Availability

The table below gives the system availability values for the months of April, May and June of 2023:

	April 2023	May 2023	June 2023
System / Application	Availability %	Availability %	Availability %
Settlements (CSB)	100%	100%	100%
MI	100%	100%	100%
MA	100%	100%	100%
Reporting (reports publication in the MPI)	100%	100%	100%
Website (availability)	100%	100%	100%
<b>Average System Availability</b>	<b>100%</b>	<b>100%</b>	<b>100%</b>

Table 23 – System Availability: April – June 2023

### 9.3 Known Issues Report

For details regarding system errors please refer to the Known Issues Report published on the [SEMO website](#).

### 9.4 Limited Communication Failure (LCF), General Communication Failure (GCF) and General System Failure (GSF)

- There were no LCFs during the months of April – June 2023.
- There was no GCFs during the months of April – June 2023.
- There were no GSFs during the months of April – June 2023.

## 10 Appendix A: Trading and Settlement Code Breaches

### Meter Data Provider Breaches

Ops Date Identified	Run Type	Issue	MDP Provider	Issue Type	Description T&SC Breach	T&SC Breach	Status
19/04/2023	D+1	Timing	SONI	File submission of Metering data	Delay of 1 day	Minor	Closed
14/05/2023	D+1	Timing	SONI	File submission of ACTA data	Delay of 1 day	Minor	Closed
30/05/2023	D+1	Timing	SONI	File submission of ACTA data	Delay of 1 day	Minor	Closed
12/06/2023	D+1	Timing	SONI	File submission of ACTA data	Delay of 1 day	Minor	Closed
20/06/2023	D+1	Timing	SONI	File submission of ACTA data	Delay of 2 days	Minor	Closed
21/06/2023	D+1	Timing	SONI	File submission of ACTA data	Delay of 1 day	Minor	Closed

Table 24 - Meter Data Provider Breaches: April - June 2023

### Market Participant Breaches

Apr-23						
PT name	Invoiced period	Market	Default issued due to	Default letter issued	T & SC Breach	Status
Dunmore Wind Farm Limited	MAR_23	MO	Timing	Yes	Major	Closed
Glow Power Limited	MAR_23	MO	Timing	Yes	Major	Closed
Ever Energy Supply Limited	MAR_23	MO	Timing	Yes	Major	Closed
KRIA Energy ehf	WK_15	BMCRM	Timing	Yes	Major	Closed
Powermart APS	WK_15	BMCRM	Timing	Yes	Major	Closed
May-23						
PT name	Invoiced period	Market	Default issued due to	Default letter issued	T & SC Breach	Status
IBERDROLA IRELAND LIMITED	WK_17	BMCRM	Timing	Yes	Major	Closed
Glow Power Limited	WK_17	BMCRM	Timing	Yes	Major	Closed
Glow Power Limited	WK_18	BMCRM	Timing	Yes	Major	Closed
Glow Power Limited	APR_2023	MO	Timing	Yes	Major	Closed
Arden Energy Limited	APR_2023	MO	Timing	Yes	Major	Closed
Dunmore Wind Farm Limited	APR_2023	MO	Timing	Yes	Major	Closed
Veolia Alternative Energy Ireland Limited	WK_19	BMCRM	Timing	Yes	Major	Closed
Jun-23						
PT name	Invoiced period	Market	Default issued due to	Default letter issued	T & SC Breach	Status
Veolia Alternative Energy Ireland Limited	WK_20	BMCRM	Timing	Yes	Major	Closed
Centrica Energy Trading A/S	WK_21	BMCRM	Timing	Yes	Major	Closed
KRIA Energy ehf	WK_21	BMCRM	Timing	Yes	Major	Closed
Noryls Energy Trading A/S	WK_22	BMCRM	Timing	Yes	Major	Closed
Gruig Wind Farm Limited	MAY_2023	MO	Timing	Yes	Major	Closed
Glow Power Limited	MAY_2023	MO	Timing	Yes	Major	Closed
KRIA Energy ehf	WK_23	BMCRM	Timing	Yes	Major	Closed
KRIA Energy ehf	WK_24	BMCRM	Timing	Yes	Major	Closed

Table 25 - Clearing Default Notices (Major): April - June 2023

Ops Date identified	PT Name	Issue Type	Default Letter Sent	Cause	Resolution	Closed	T & SC Breach
06/06/2023	Calvi Energy PT_402587	Credit	Yes	CCIN was not resolved within the T& S Code timeframes	Invoice paid €44,851.95	Yes	Major
Ops Date identified	PT Name	Issue Type	Default Letter Sent	Cause	Resolution	Closed	T & SC Breach
12/06/2023	KRIA Energy Ehf	Credit	Yes	CCIN was not resolved within the T& S Code timeframes	Invoice paid €13,071.09	Yes	Major
Ops Date identified	PT Name	Issue Type	Default Letter Sent	Cause	Resolution	Closed	T & SC Breach
15/06/2023	KRIA Energy Ehf	Credit	Yes	CCIN was not resolved within the T& S Code timeframes	Cash collateral top up €15k	Yes	Major

**Table 26 – Credit Risk Management Default Notices (Major): April – June 2023**

## Market Operator Breaches

	Settlement Date	Periods Affected	Run Type	Quality or Timing	Party	Issue Type	Description	Cause	Resolution	T&SC Breach	Status
Apr	1st-2nd	2	Indicative	Timing	SEMO	Operational Error	Data Import issue	Data update	Issue resolved and Indicatives completed late after target date	Minor	Closed
Apr	10th	1	Indicative	Timing	SEMO	Processing Timeline	Overrun of processing time required	Processing delayed due to longer than expected processing times	Processing continued and Indicatives completed late on target date	Minor	Closed
Apr	19th	1	Indicative	Timing	SEMO	Late Settlement Data	Late Meter Data Provider (MDP) data	SONI MDP data received late	MDP data received and Indicative completed late after target date	Minor	Closed
May	10th	1	Indicative	Timing	SEMO	Processing Issue	Database Table issue	Oracle Database error	Issue resolved and Indicative completed late after target date	Minor	Closed
May	14th	1	Indicative	Timing	SEMO	Late Settlement Data	Late Meter Data Provider (MDP) data	NI ACTA files received late	MDP data received and Indicative completed late after target date	Minor	Closed
May	30th	1	Indicative	Timing	SEMO	Late Settlement Data	Late Meter Data Provider (MDP) data	NI ACTA files received late	MDP data received and Indicative completed late after target date	Minor	Closed
Jun	12th	1	Indicative	Timing	SEMO	Late Settlement Data	Late Meter Data Provider (MDP) data	NI ACTA files received late	MDP data received and Indicative completed late after target date	Minor	Closed
Jun	20th-21st	2	Indicative	Timing	SEMO	Late Settlement Data	Late Meter Data Provider (MDP) data	NI ACTA files received late	MDP data received and Indicatives completed late after target date	Minor	Closed

**Table 27 - Delays to Indicative Settlement: April - June 2023**

Ops Date Identified	PT Name	Time	Reason
16/06/2023	All	Delayed Publication	Issue with internal processing system

**Table 28 – Credit Risk Management (Minor): April – June 2023**

## 11 Appendix B: Historical Settlement Information

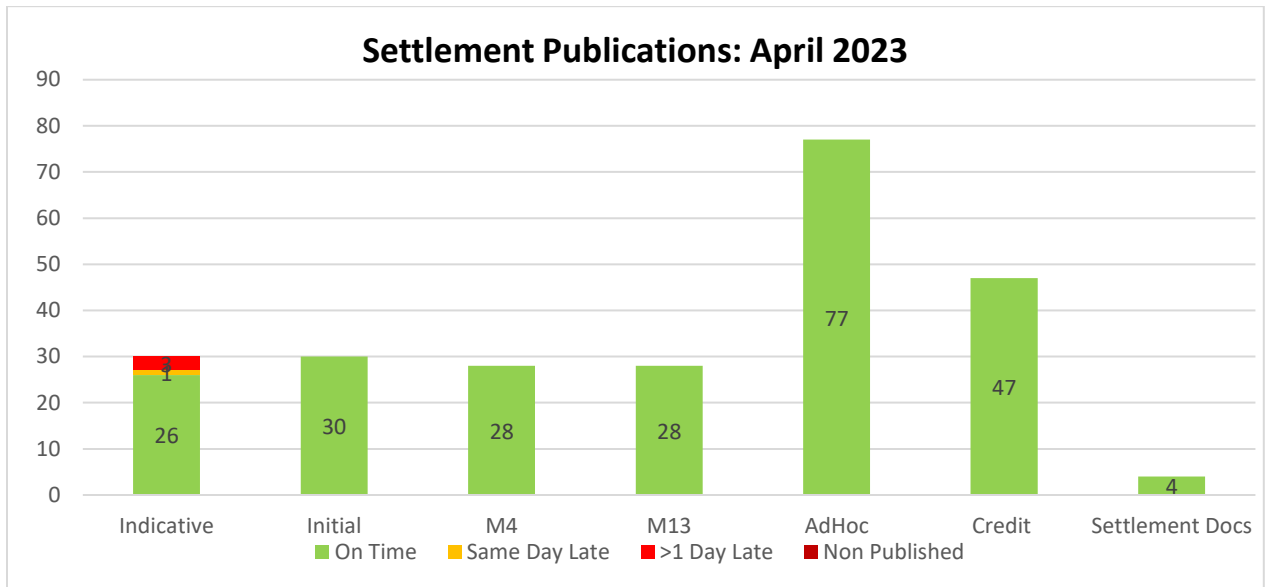


Figure 13 - Settlement Information April 2023

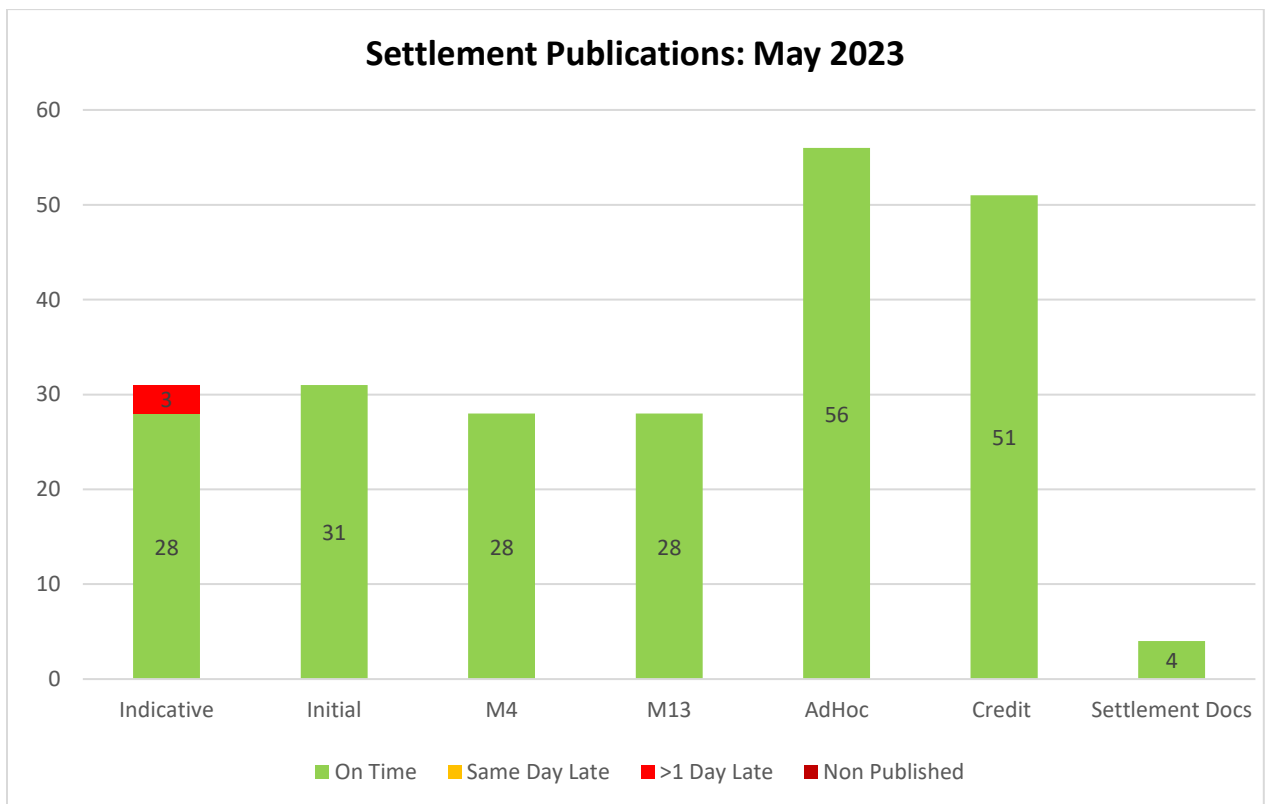
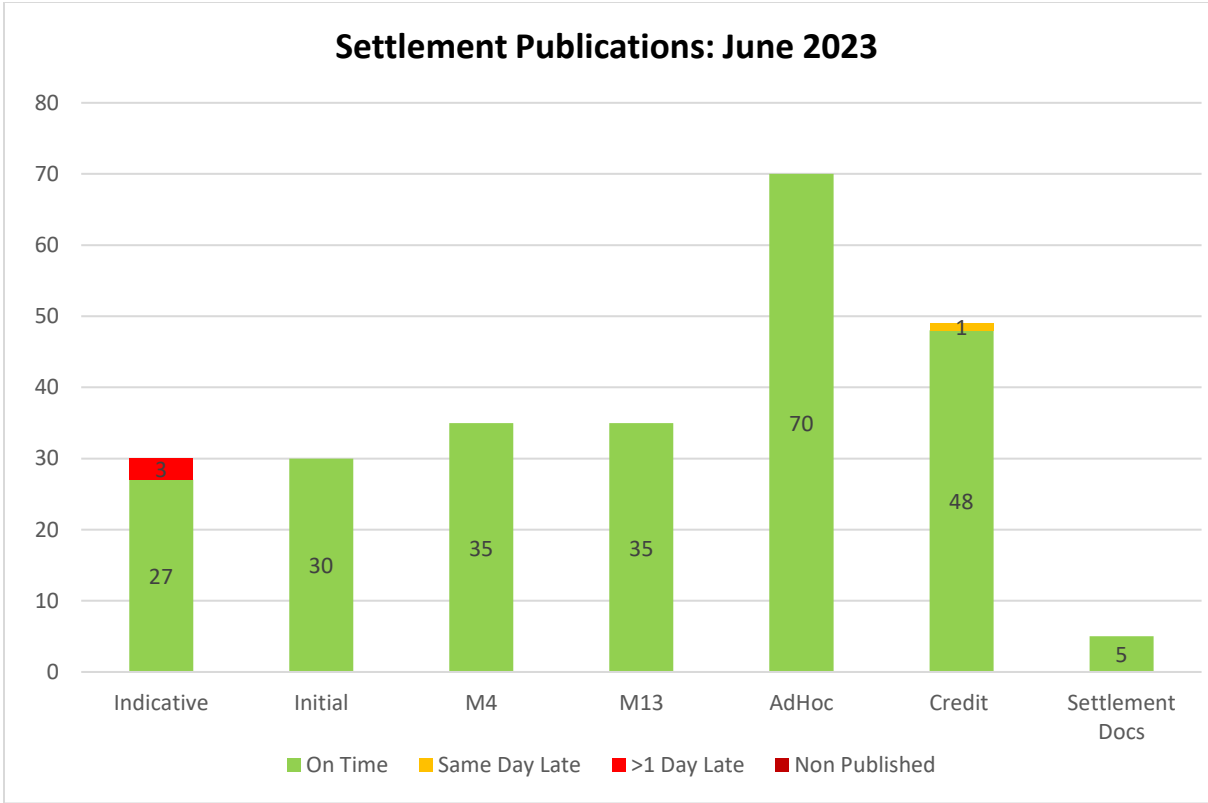


Figure 14 - Settlement Information May 2023





**Figure 15 - Settlement Information June 2023**

## 12 Appendix C: Settlement Publication Timings

### Indicative Settlement

Operational Date	Market	Run	Period End Date	Target Date & Time	Publish Date & Time
03/04/2023	BALIMB	Indicative	01/04/2023	03/04/2023 17:00	04/04/2023 13:32
03/04/2023	BALIMB	Indicative	02/04/2023	03/04/2023 17:00	04/04/2023 13:36
04/04/2023	BALIMB	Indicative	03/04/2023	04/04/2023 17:00	04/04/2023 16:23
05/04/2023	BALIMB	Indicative	04/04/2023	05/04/2023 17:00	05/04/2023 16:09
06/04/2023	BALIMB	Indicative	05/04/2023	06/04/2023 17:00	06/04/2023 16:01
11/04/2023	BALIMB	Indicative	06/04/2023	11/04/2023 17:00	11/04/2023 10:55
11/04/2023	BALIMB	Indicative	07/04/2023	11/04/2023 17:00	11/04/2023 14:53
11/04/2023	BALIMB	Indicative	08/04/2023	11/04/2023 17:00	11/04/2023 16:46
11/04/2023	BALIMB	Indicative	09/04/2023	11/04/2023 17:00	11/04/2023 16:57
11/04/2023	BALIMB	Indicative	10/04/2023	11/04/2023 17:00	11/04/2023 17:47
12/04/2023	BALIMB	Indicative	11/04/2023	12/04/2023 17:00	12/04/2023 16:33
13/04/2023	BALIMB	Indicative	12/04/2023	13/04/2023 17:00	13/04/2023 16:01
14/04/2023	BALIMB	Indicative	13/04/2023	14/04/2023 17:00	14/04/2023 16:17
17/04/2023	BALIMB	Indicative	14/04/2023	17/04/2023 17:00	17/04/2023 15:04
17/04/2023	BALIMB	Indicative	15/04/2023	17/04/2023 17:00	17/04/2023 15:34
17/04/2023	BALIMB	Indicative	16/04/2023	17/04/2023 17:00	17/04/2023 16:15
18/04/2023	BALIMB	Indicative	17/04/2023	18/04/2023 17:00	18/04/2023 16:21
19/04/2023	BALIMB	Indicative	18/04/2023	19/04/2023 17:00	19/04/2023 16:02
20/04/2023	BALIMB	Indicative	19/04/2023	20/04/2023 17:00	21/04/2023 16:45
21/04/2023	BALIMB	Indicative	20/04/2023	21/04/2023 17:00	21/04/2023 16:51
24/04/2023	BALIMB	Indicative	21/04/2023	24/04/2023 17:00	24/04/2023 14:37
24/04/2023	BALIMB	Indicative	22/04/2023	24/04/2023 17:00	24/04/2023 14:45
24/04/2023	BALIMB	Indicative	23/04/2023	24/04/2023 17:00	24/04/2023 16:29
25/04/2023	BALIMB	Indicative	24/04/2023	25/04/2023 17:00	25/04/2023 16:16
26/04/2023	BALIMB	Indicative	25/04/2023	26/04/2023 17:00	26/04/2023 16:19
27/04/2023	BALIMB	Indicative	26/04/2023	27/04/2023 17:00	27/04/2023 16:45
28/04/2023	BALIMB	Indicative	27/04/2023	28/04/2023 17:00	28/04/2023 16:19
02/05/2023	BALIMB	Indicative	28/04/2023	02/05/2023 17:00	02/05/2023 13:58
02/05/2023	BALIMB	Indicative	29/04/2023	02/05/2023 17:00	02/05/2023 14:26
02/05/2023	BALIMB	Indicative	30/04/2023	02/05/2023 17:00	02/05/2023 14:39

Table 29 – Indicative Settlement Publication time April 2023

Operational Date	Market	Run	Period End Date	Target Date & Time	Publish Date & Time
02/05/2023	BALIMB	Indicative	01/05/2023	02/05/2023 17:00	02/05/2023 16:20
03/05/2023	BALIMB	Indicative	02/05/2023	03/05/2023 17:00	03/05/2023 16:00
04/05/2023	BALIMB	Indicative	03/05/2023	04/05/2023 17:00	04/05/2023 16:25
05/05/2023	BALIMB	Indicative	04/05/2023	05/05/2023 17:00	05/05/2023 16:35
08/05/2023	BALIMB	Indicative	05/05/2023	09/05/2023 17:00	09/05/2023 10:29
09/05/2023	BALIMB	Indicative	06/05/2023	09/05/2023 17:00	09/05/2023 10:38
09/05/2023	BALIMB	Indicative	07/05/2023	09/05/2023 17:00	09/05/2023 11:03
09/05/2023	BALIMB	Indicative	08/05/2023	09/05/2023 17:00	09/05/2023 16:11
10/05/2023	BALIMB	Indicative	09/05/2023	10/05/2023 17:00	10/05/2023 16:16
11/05/2023	BALIMB	Indicative	10/05/2023	11/05/2023 17:00	12/05/2023 11:35
12/05/2023	BALIMB	Indicative	11/05/2023	12/05/2023 17:00	12/05/2023 16:33
15/05/2023	BALIMB	Indicative	12/05/2023	15/05/2023 17:00	15/05/2023 14:30
15/05/2023	BALIMB	Indicative	13/05/2023	15/05/2023 17:00	15/05/2023 14:47
15/05/2023	BALIMB	Indicative	14/05/2023	15/05/2023 17:00	16/05/2023 12:30
16/05/2023	BALIMB	Indicative	15/05/2023	16/05/2023 17:00	16/05/2023 16:02
17/05/2023	BALIMB	Indicative	16/05/2023	17/05/2023 17:00	17/05/2023 16:15
18/05/2023	BALIMB	Indicative	17/05/2023	18/05/2023 17:00	18/05/2023 15:59
19/05/2023	BALIMB	Indicative	18/05/2023	19/05/2023 17:00	19/05/2023 16:14
22/05/2023	BALIMB	Indicative	19/05/2023	22/05/2023 17:00	22/05/2023 14:33
22/05/2023	BALIMB	Indicative	20/05/2023	22/05/2023 17:00	22/05/2023 14:47
22/05/2023	BALIMB	Indicative	21/05/2023	22/05/2023 17:00	22/05/2023 15:58
23/05/2023	BALIMB	Indicative	22/05/2023	23/05/2023 17:00	23/05/2023 16:16
24/05/2023	BALIMB	Indicative	23/05/2023	24/05/2023 17:00	24/05/2023 16:22
25/05/2023	BALIMB	Indicative	24/05/2023	25/05/2023 17:00	25/05/2023 16:48
26/05/2023	BALIMB	Indicative	25/05/2023	26/05/2023 17:00	26/05/2023 15:57
30/05/2023	BALIMB	Indicative	26/05/2023	30/05/2023 17:00	30/05/2023 09:03
30/05/2023	BALIMB	Indicative	27/05/2023	30/05/2023 17:00	30/05/2023 09:12
30/05/2023	BALIMB	Indicative	28/05/2023	30/05/2023 17:00	30/05/2023 09:23
30/05/2023	BALIMB	Indicative	29/05/2023	30/05/2023 17:00	30/05/2023 16:03
31/05/2023	BALIMB	Indicative	30/05/2023	31/05/2023 17:00	01/06/2023 14:08
01/06/2023	BALIMB	Indicative	31/05/2023	01/06/2023 17:00	01/06/2023 16:01

**Table 30 – Indicative Settlement Publication time May 2023**

Operational Date	Market	Run	Period End Date	Target Date & Time	Publish Date & Time
02/06/2023	BALIMB	Indicative	01/06/2023	02/06/2023 17:00	02/06/2023 16:05
06/06/2023	BALIMB	Indicative	02/06/2023	06/06/2023 17:00	06/06/2023 08:58
06/06/2023	BALIMB	Indicative	03/06/2023	06/06/2023 17:00	06/06/2023 09:09
06/06/2023	BALIMB	Indicative	04/06/2023	06/06/2023 17:00	06/06/2023 09:20
06/06/2023	BALIMB	Indicative	05/06/2023	06/06/2023 17:00	06/06/2023 16:13
07/06/2023	BALIMB	Indicative	06/06/2023	07/06/2023 17:00	07/06/2023 16:09
08/06/2023	BALIMB	Indicative	07/06/2023	08/06/2023 17:00	08/06/2023 16:07
09/06/2023	BALIMB	Indicative	08/06/2023	09/06/2023 17:00	09/06/2023 16:04
12/06/2023	BALIMB	Indicative	09/06/2023	12/06/2023 17:00	12/06/2023 14:47
12/06/2023	BALIMB	Indicative	10/06/2023	12/06/2023 17:00	12/06/2023 14:55
12/06/2023	BALIMB	Indicative	11/06/2023	12/06/2023 17:00	12/06/2023 16:08
13/06/2023	BALIMB	Indicative	12/06/2023	13/06/2023 17:00	14/06/2023 12:16
14/06/2023	BALIMB	Indicative	13/06/2023	14/06/2023 17:00	14/06/2023 16:08
15/06/2023	BALIMB	Indicative	14/06/2023	15/06/2023 17:00	15/06/2023 16:09
16/06/2023	BALIMB	Indicative	15/06/2023	16/06/2023 17:00	16/06/2023 16:37
19/06/2023	BALIMB	Indicative	16/06/2023	19/06/2023 17:00	19/06/2023 15:14
19/06/2023	BALIMB	Indicative	17/06/2023	19/06/2023 17:00	19/06/2023 15:29
19/06/2023	BALIMB	Indicative	18/06/2023	19/06/2023 17:00	19/06/2023 16:25
20/06/2023	BALIMB	Indicative	19/06/2023	20/06/2023 17:00	20/06/2023 16:23
21/06/2023	BALIMB	Indicative	20/06/2023	21/06/2023 17:00	23/06/2023 13:34
22/06/2023	BALIMB	Indicative	21/06/2023	22/06/2023 17:00	23/06/2023 13:42
23/06/2023	BALIMB	Indicative	22/06/2023	23/06/2023 17:00	23/06/2023 15:58
26/06/2023	BALIMB	Indicative	23/06/2023	26/06/2023 17:00	26/06/2023 14:50
26/06/2023	BALIMB	Indicative	24/06/2023	26/06/2023 17:00	26/06/2023 14:55
26/06/2023	BALIMB	Indicative	25/06/2023	26/06/2023 17:00	26/06/2023 16:05
27/06/2023	BALIMB	Indicative	26/06/2023	27/06/2023 17:00	27/06/2023 16:08
28/06/2023	BALIMB	Indicative	27/06/2023	28/06/2023 17:00	28/06/2023 16:05
29/06/2023	BALIMB	Indicative	28/06/2023	29/06/2023 17:00	29/06/2023 16:06
30/06/2023	BALIMB	Indicative	29/06/2023	30/06/2023 17:00	30/06/2023 16:02
03/07/2023	BALIMB	Indicative	30/06/2023	03/07/2023 17:00	03/07/2023 14:37

**Table 31 – Indicative Settlement Publication time June 2023**

## Initial Settlement

Operational Date	Market	Run	Period End Date	Target Date & Time	Publish Date & Time
11/04/2023	BALIMB	Initial	01/04/2023	07/04/2023 12:00	06/04/2023 15:24
11/04/2023	BALIMB	Initial	02/04/2023	11/04/2023 12:00	11/04/2023 09:03
11/04/2023	BALIMB	Initial	03/04/2023	11/04/2023 12:00	11/04/2023 09:08
11/04/2023	BALIMB	Initial	04/04/2023	11/04/2023 12:00	11/04/2023 11:00
12/04/2023	BALIMB	Initial	05/04/2023	12/04/2023 12:00	12/04/2023 11:11
13/04/2023	BALIMB	Initial	06/04/2023	13/04/2023 12:00	13/04/2023 11:24
14/04/2023	BALIMB	Initial	07/04/2023	14/04/2023 12:00	13/04/2023 15:07
14/04/2023	BALIMB	Initial	08/04/2023	14/04/2023 12:00	13/04/2023 15:20
14/04/2023	BALIMB	Initial	09/04/2023	14/04/2023 12:00	14/04/2023 11:19
17/04/2023	BALIMB	Initial	10/04/2023	17/04/2023 12:00	17/04/2023 11:00
18/04/2023	BALIMB	Initial	11/04/2023	18/04/2023 12:00	18/04/2023 11:00
19/04/2023	BALIMB	Initial	12/04/2023	19/04/2023 12:00	19/04/2023 10:59
20/04/2023	BALIMB	Initial	13/04/2023	20/04/2023 12:00	20/04/2023 11:34
21/04/2023	BALIMB	Initial	14/04/2023	21/04/2023 12:00	20/04/2023 15:39
21/04/2023	BALIMB	Initial	15/04/2023	21/04/2023 12:00	20/04/2023 15:51
21/04/2023	BALIMB	Initial	16/04/2023	21/04/2023 12:00	21/04/2023 11:06
24/04/2023	BALIMB	Initial	17/04/2023	24/04/2023 12:00	24/04/2023 11:00
25/04/2023	BALIMB	Initial	18/04/2023	25/04/2023 12:00	25/04/2023 10:59
26/04/2023	BALIMB	Initial	19/04/2023	26/04/2023 12:00	26/04/2023 11:00
27/04/2023	BALIMB	Initial	20/04/2023	27/04/2023 12:00	27/04/2023 11:23
28/04/2023	BALIMB	Initial	21/04/2023	28/04/2023 12:00	27/04/2023 16:45
28/04/2023	BALIMB	Initial	22/04/2023	28/04/2023 12:00	27/04/2023 17:10
28/04/2023	BALIMB	Initial	23/04/2023	28/04/2023 12:00	28/04/2023 11:00
02/05/2023	BALIMB	Initial	24/04/2023	02/05/2023 12:00	02/05/2023 11:11
02/05/2023	BALIMB	Initial	25/04/2023	02/05/2023 12:00	02/05/2023 11:57
03/05/2023	BALIMB	Initial	26/04/2023	03/05/2023 12:00	03/05/2023 10:59
04/05/2023	BALIMB	Initial	27/04/2023	04/05/2023 12:00	04/05/2023 11:38
05/05/2023	BALIMB	Initial	28/04/2023	05/05/2023 12:00	04/05/2023 14:41
05/05/2023	BALIMB	Initial	29/04/2023	05/05/2023 12:00	04/05/2023 15:43
05/05/2023	BALIMB	Initial	30/04/2023	05/05/2023 12:00	05/05/2023 11:05

**Table 32 – Initial Settlement Publication times April 2023**

Operational Date	Market	Run	Period End Date	Target Date & Time	Publish Date & Time
09/05/2023	BALIMB	Initial	01/05/2023	09/05/2023 12:00	09/05/2023 10:10
09/05/2023	BALIMB	Initial	02/05/2023	09/05/2023 12:00	09/05/2023 11:21
10/05/2023	BALIMB	Initial	03/05/2023	10/05/2023 12:00	10/05/2023 10:59
11/05/2023	BALIMB	Initial	04/05/2023	11/05/2023 12:00	11/05/2023 11:20
12/05/2023	BALIMB	Initial	05/05/2023	12/05/2023 12:00	11/05/2023 16:29
12/05/2023	BALIMB	Initial	06/05/2023	12/05/2023 12:00	11/05/2023 16:41
12/05/2023	BALIMB	Initial	07/05/2023	12/05/2023 12:00	12/05/2023 11:21
15/05/2023	BALIMB	Initial	08/05/2023	15/05/2023 12:00	15/05/2023 11:15
16/05/2023	BALIMB	Initial	09/05/2023	16/05/2023 12:00	16/05/2023 11:17
17/05/2023	BALIMB	Initial	10/05/2023	17/05/2023 12:00	17/05/2023 11:15
18/05/2023	BALIMB	Initial	11/05/2023	18/05/2023 12:00	18/05/2023 11:18
19/05/2023	BALIMB	Initial	12/05/2023	19/05/2023 12:00	18/05/2023 14:00
19/05/2023	BALIMB	Initial	13/05/2023	19/05/2023 12:00	18/05/2023 14:50
19/05/2023	BALIMB	Initial	14/05/2023	19/05/2023 12:00	19/05/2023 11:20
22/05/2023	BALIMB	Initial	15/05/2023	22/05/2023 12:00	22/05/2023 11:15
23/05/2023	BALIMB	Initial	16/05/2023	23/05/2023 12:00	23/05/2023 11:17
24/05/2023	BALIMB	Initial	17/05/2023	24/05/2023 12:00	24/05/2023 11:17
25/05/2023	BALIMB	Initial	18/05/2023	25/05/2023 12:00	25/05/2023 11:13
26/05/2023	BALIMB	Initial	19/05/2023	26/05/2023 12:00	25/05/2023 14:53
26/05/2023	BALIMB	Initial	20/05/2023	26/05/2023 12:00	25/05/2023 14:57
26/05/2023	BALIMB	Initial	21/05/2023	26/05/2023 12:00	26/05/2023 11:36
30/05/2023	BALIMB	Initial	22/05/2023	30/05/2023 12:00	30/05/2023 08:53
30/05/2023	BALIMB	Initial	23/05/2023	30/05/2023 12:00	30/05/2023 11:00
31/05/2023	BALIMB	Initial	24/05/2023	31/05/2023 12:00	31/05/2023 11:01
01/06/2023	BALIMB	Initial	25/05/2023	01/06/2023 12:00	01/06/2023 11:11
02/06/2023	BALIMB	Initial	26/05/2023	02/06/2023 12:00	01/06/2023 15:14
02/06/2023	BALIMB	Initial	27/05/2023	02/06/2023 12:00	01/06/2023 15:40
02/06/2023	BALIMB	Initial	28/05/2023	02/06/2023 12:00	02/06/2023 11:01
06/06/2023	BALIMB	Initial	29/05/2023	06/06/2023 12:00	06/06/2023 08:46
06/06/2023	BALIMB	Initial	30/05/2023	06/06/2023 12:00	06/06/2023 10:22
07/06/2023	BALIMB	Initial	31/05/2023	07/06/2023 12:00	07/06/2023 11:00

**Table 33 – Initial Settlement Publication times May 2023**

Operational Date	Market	Run	Period End Date	Target Date & Time	Publish Date & Time
08/06/2023	BALIMB	Initial	01/06/2023	08/06/2023 12:00	08/06/2023 11:00
09/06/2023	BALIMB	Initial	02/06/2023	09/06/2023 12:00	08/06/2023 16:35
09/06/2023	BALIMB	Initial	03/06/2023	09/06/2023 12:00	08/06/2023 16:59
09/06/2023	BALIMB	Initial	04/06/2023	09/06/2023 12:00	09/06/2023 11:07
12/06/2023	BALIMB	Initial	05/06/2023	12/06/2023 12:00	12/06/2023 11:05
13/06/2023	BALIMB	Initial	06/06/2023	13/06/2023 12:00	13/06/2023 11:00
14/06/2023	BALIMB	Initial	07/06/2023	14/06/2023 12:00	14/06/2023 11:05
15/06/2023	BALIMB	Initial	08/06/2023	15/06/2023 12:00	15/06/2023 11:15
16/06/2023	BALIMB	Initial	09/06/2023	16/06/2023 12:00	15/06/2023 14:54
16/06/2023	BALIMB	Initial	10/06/2023	16/06/2023 12:00	15/06/2023 16:08
16/06/2023	BALIMB	Initial	11/06/2023	16/06/2023 12:00	16/06/2023 11:20
19/06/2023	BALIMB	Initial	12/06/2023	19/06/2023 12:00	19/06/2023 11:15
20/06/2023	BALIMB	Initial	13/06/2023	20/06/2023 12:00	20/06/2023 11:01
21/06/2023	BALIMB	Initial	14/06/2023	21/06/2023 12:00	21/06/2023 11:01
22/06/2023	BALIMB	Initial	15/06/2023	22/06/2023 12:00	22/06/2023 11:02
23/06/2023	BALIMB	Initial	16/06/2023	23/06/2023 12:00	22/06/2023 14:17
23/06/2023	BALIMB	Initial	17/06/2023	23/06/2023 12:00	22/06/2023 14:51
23/06/2023	BALIMB	Initial	18/06/2023	23/06/2023 12:00	23/06/2023 11:01
26/06/2023	BALIMB	Initial	19/06/2023	26/06/2023 12:00	26/06/2023 11:24
27/06/2023	BALIMB	Initial	20/06/2023	27/06/2023 12:00	27/06/2023 11:15
28/06/2023	BALIMB	Initial	21/06/2023	28/06/2023 12:00	28/06/2023 11:20
29/06/2023	BALIMB	Initial	22/06/2023	29/06/2023 12:00	29/06/2023 11:31
30/06/2023	BALIMB	Initial	23/06/2023	30/06/2023 12:00	29/06/2023 15:38
30/06/2023	BALIMB	Initial	24/06/2023	30/06/2023 12:00	29/06/2023 15:43
30/06/2023	BALIMB	Initial	25/06/2023	30/06/2023 12:00	30/06/2023 11:33
03/07/2023	BALIMB	Initial	26/06/2023	03/07/2023 12:00	03/07/2023 11:45
04/07/2023	BALIMB	Initial	27/06/2023	04/07/2023 12:00	04/07/2023 10:59
05/07/2023	BALIMB	Initial	28/06/2023	05/07/2023 12:00	05/07/2023 11:01
06/07/2023	BALIMB	Initial	29/06/2023	06/07/2023 12:00	06/07/2023 11:02
07/07/2023	BALIMB	Initial	30/06/2023	07/07/2023 12:00	06/07/2023 15:07

**Table 34 – Initial Settlement Publication times June 2023**

## 13 Appendix D: List of Queries by Type

Date Sent	Due Date	Query Ref No.	Charge Component
12/04/2023	12/05/2023	#16304	CUNIMB
17/04/2023	17/05/2023	#16326	CDISCOUNT
17/04/2023	31/05/2023	#16327	CFC
18/04/2023	18/05/2023	#16331	CIMB
18/04/2023	18/05/2023	#16335	CIMB
19/04/2023	19/05/2023	#16345	CIMB
19/04/2023	19/05/2023	#16346	CIMB
21/04/2023	23/05/2023	#16364	CUNIMB
21/04/2023	23/05/2023	#16365	CDISCOUNT
24/04/2023	24/05/2023	#16375	CIMB
28/04/2023	31/05/2023	#16402	CDISCOUNT
28/04/2023	31/05/2023	#16408	CDISCOUNT
28/04/2023	31/05/2023	#16409	CDISCOUNT
28/04/2023	31/05/2023	#16410	CIMB
28/04/2023	31/05/2023	#16411	CIMB
28/04/2023	31/05/2023	#16412	CUNIMB
04/05/2023	06/06/2023	#16448	CFC
10/05/2023	09/06/2023	#16489	CIMB
18/05/2023	03/07/2023	#16550	CFC
22/05/2023	05/07/2023	#16570	CFC
23/05/2023	22/06/2023	#16589	CIMB
24/05/2023	23/06/2023	#16590	CIMB
26/05/2023	27/06/2023	#16603	CPREMIUM
31/05/2023	29/06/2023	#16613	CUNIMB
31/05/2023	29/06/2023	#16614	CIMB
31/05/2023	29/06/2023	#16615	CIMB
06/06/2023	04/07/2023	#16663	CUNIMB
08/06/2023	06/07/2023	#16687	CDISCOUNT
22/06/2023	21/07/2023	#16763	CUNIMB
23/06/2023	24/07/2023	#16776	CPREMIUM

Table 35 - Upheld Queries: April - June 2023



Date Sent	Due Date	Query Ref No.	Charge Component
19/05/2023	20/06/2023	#16565	CIMB
06/06/2023	04/07/2023	#16667	CUNIMB

**Table 36 – Not Upheld Queries: April – June 2023**

Date Sent	Due Date	Query Ref No.	Charge Component
06/06/2023	18/07/2023	#16662	CFC
26/06/2023	25/07/2023	#16779	CIMB
28/06/2023	27/07/2023	#16805	CIMB
29/06/2023	28/07/2023	#16810	CDISCOUNT
30/06/2023	31/07/2023	#16815	CFC
30/06/2023	31/07/2023	#16817	CFC
30/06/2023	31/07/2023	#16818	CFC

**Table 37 – Under review Queries: April – June 2023**

Date Sent	Due Date	Query Ref No.	Charge Component
06/04/2023	10/05/2023	#16279	CUNIMB

**Table 38 – Withdrawn Queries: April – June 2023**